



Oct. 18 • 12:01 p.m. • College Park, Md.
Capital One Field at Byrd Stadium
(51,802)
Surface: FieldTurf
Live Stats: umterps.com

Television (ESPN2)

Beth Mowins Play-by-Play
 Joey Galloway Color Analyst
 Paul Carcaterra Sideline

Radio

Maryland Sports Radio Network

Baltimore flagship 105.7 WJZ-FM; Washington, D.C.,
 flagship ESPN 980 AM

Johnny Holliday Play-by-Play
 Tim Strachan Color Analyst
 Scott McBrien Sideline

Satellite Radio

135 (Sirius), 195 (XM)



Looking Ahead

Wisconsin Badgers

Date Saturday, Oct. 25, 2014
 Location Madison, Wis.
 Stadium Camp Randall Stadium (80,321)
 Kickoff Noon
 Series First Meeting
 TV BTN

Coaching Staff

Randy Edsall Head Coach
 Mike Locksley (pb) Offensive Coord./Quarterbacks
 Brian Stewart (f) Defensive Coord./Defensive Backs
 Andre Powell (f) Special Teams Coord./Running Backs
 Lyndon Johnson (f) Asst. Head Coach/Outside Linebackers
 Keith Dudzinski (pb) Inside Linebackers
 John Dunn (pb) Tight Ends/Recruiting Coordinator
 Keenan McCardell (f) Wide Receivers
 Greg Studrawa (f) Offensive Line
 Chad Wilt (f) Defensive Line
Graduate Assistants: Colin Bauer, Cody Catalina, Travis Manger and A.J. Reisig

Key: Press Box (pb); Field (f)

MARYLAND TERRAPINS



4-2, 1-1 Big Ten
Head Coach: Randy Edsall
Streak: Lost 1

IOWA HAWKEYES



5-1, 2-0 Big Ten
Head Coach: Kirk Ferentz
Streak: Won 3

WHAT'S INSIDE: Series Notes • Page 3 • Depth Chart • Page 8 • 2014 Statistics • Page 29

OPENING DRIVE

By The Numbers

- 1** Maryland welcomes Iowa to Capital One Field at Byrd Stadium Saturday for its first all-time meeting with the Hawkeyes. It is the second of three consecutive games against first-time opponents. Kickoff is set for 12:01 p.m. and will serve as the Terps' 2014 Homecoming game.
- 2** After a season-high two sack performance against Ohio State, defensive lineman **Andre Monroe** is 4.5 sacks shy of the program record held by Mike Corvino. Monroe has 19.5 career sacks.
- 4** Four Terrapin defenders totaled double-digit tackles against the Buckeyes led by linebacker **Cole Farrand** with 17. The Terps sport three of the top-10 tacklers in the Big Ten with linebacker **L.A. Gore** ranked third in the conference averaging 10.4 tackles per game.
- 5** Against the Buckeyes, running back **Wes Brown** became the fifth Terrapin to score a rushing touchdown this season. Maryland had three players total a rushing score in 2013.
- 24** Maryland has posted at least 24 points in all six games this season. It is the first time in program history a Terrapin offense has scored 24 or more points in its first six games. The Terps are averaging 34.7 points per contest, tied for the fourth-highest total in the Big Ten.
- 25** Maryland has totaled 25 plays of 20 or more yards this season including eight against Indiana on Sept. 27. Of the 25 plays that have gone for 20 or more yards, 10 have been scoring plays.
- 57** Kicker **Brad Craddock** set a Maryland program record with a 57-yard field goal against Ohio State. Craddock's kick surpassed the previous record by three yards, which was held by Nick Novak (2003) and Steve Mike-Mayer (1973).

umterps.com
MarylandPride.com



/marylandterrapins
 /MarylandFootball



@umterps
 @MarylandPride
 @RandyEdsall



/marylandathletics
 /MarylandPrideFB



/marylandterrapins
 /marylandpride

Maryland Schedule

Date	Opponent	Result/Time	TV	Series
Aug. 30	James Madison	W, 52-7	BTN	Maryland leads 3-0
Sept. 6	@USF	W, 24-17	CBSSN	Maryland leads 1-0
Sept. 13	West Virginia	L, 37-40	BTN	West Virginia leads 27-22-2
Sept. 20	@Syracuse	W, 34-20	ACCN	Syracuse leads 19-15-2
Sept. 27	@Indiana*	W, 37-15	BTN	Indiana leads 2-1
Oct. 4	No. 13 Ohio State*	L, 24-52	ABC	Ohio State leads, 1-0
Oct. 18	Iowa*	Noon	ESPN2	First all-time meeting
Oct. 25	@Wisconsin*	Noon	BTN	First all-time meeting
Nov. 1	@Penn State*	TBA	TBA	Penn State leads 35-1-1
Nov. 15	No. 8 Michigan State*	8 p.m.	BTN	Michigan State leads 4-1
Nov. 22	@Michigan*	TBA	TBA	Michigan leads 3-0
Nov. 29	Rutgers*	TBA	TBA	Maryland leads 5-4

Rankings courtesy of the AP

GAME 7: MARYLAND vs. IOWA

MONDAY	TUESDAY	WEDNESDAY	THURSDAY	FRIDAY	SATURDAY	SUNDAY
OFF	<p>Randy Edsall Press Conference - 12:30 p.m. (Press Box)</p> <p>Player Availability - 1 p.m. (Press Box)</p> <p>Randy Edsall Big Ten Coaches Teleconference - 1:12 p.m. (Contact Matt Taylor for call-in information.)</p> <p>Practice (Closed to Media)</p>	<p>Mike Locksley Availability - 11:45 a.m. (Press Box)</p> <p>Brian Stewart Availability - Noon (Press Box)</p> <p>Player Availability - 12:15 p.m. (Press Box)</p> <p>Practice (Closed to Media)</p>	<p>Randy Edsall Radio Show - 7 p.m. (Buffalo Wild Wings College Park)</p> <p>Practice (Closed to Media)</p>	<p>Walk-Thru (Closed to Media)</p>	<p>Game 7 Maryland vs. Iowa - Noon (ESPN2)</p>	<p>Randy Edsall Teleconference - 4 p.m. (Contact Matt Taylor for phone number and access code.)</p> <p>Practice (Closed to Media)</p>

Maryland Media Relations

Matt Taylor (Primary)

Assistant AD/Football Communications

Emailtaylormd@umd.edu
 Phone301-314-7065 (O)
703-405-9274 (C)

Matt Bertram (Secondary)

Assistant Director, Athletics Media Relations

Emailmbertram@umd.edu
 Phone301-314-8093 (O)
347-266-3480 (C)

Zack Bolno

Sr. Associate AD/Strategic Communications & Media Relations

Emailzbolno@umd.edu
 Phone.....301-314-1482 (O)

Important Telephone Numbers

Media Relations Office.....301-314-7064
 Capital One Field at Byrd Stad. Press Box301-405-7810
 Football Office301-314-7095
 Media Relations Fax.....301-314-9094

Interviews

Media interviews with all Maryland players and coaches must be arranged through the Maryland Media Relations Department. Contact **Matt Taylor**, assistant athletics director/football communications, at taylormd@umd.edu or at 301-314-7065 to arrange interviews with head coach Randy Edsall and Maryland players. Members of the media may also contact **Matt Bertram**, assistant director of media relations, at mbertram@umd.edu or at 301-314-8093 to arrange player interviews.

MEDIA GUIDELINES

Season Practice Policy

Practices, which are normally scheduled for Sunday, Tuesday, Wednesday and Thursday, are closed to the media and public. Friday walk-throughs (home and away) are also closed. Contact Matt Taylor for photo and B-roll requests.

Postgame Media Availability

At home, coach Edsall will address the media in Glazer Auditorium of the Gossett Football Team House. Players will follow Edsall. On the road, Edsall and players will address the media at a designated location. The locker room is closed and interviews are not permitted on the field at the conclusion of any game.

2014 Big Ten Football Coaches Teleconference (Eastern Time)

Pat Fitzgerald, Northwestern	Noon
Brady Hoke, Michigan	12:08 p.m.
Gary Andersen, Wisconsin	12:16 p.m.
Bo Pelini, Nebraska	12:24 p.m.
Mark Dantonio, Michigan State	12:32 p.m.
Kirk Ferentz, Iowa	12:40 p.m.
Jerry Kill, Minnesota	12:48 p.m.
Kyle Flood, Rutgers	12:56 p.m.
Tim Beckman, Illinois	1:04 p.m.
Randy Edsall, Maryland	1:12 p.m.
Darrell Hazell, Purdue	1:20 p.m.
James Franklin, Penn State	1:28 p.m.
Urban Meyer, Ohio State	1:36 p.m.
Kevin Wilson, Indiana	1:44 p.m.

Parking for Media Availability

Parking will be available on the concourse of Capital One Field at Byrd Stadium. Enter at Gate E, which is located on the North side of Byrd Stadium on Stadium Drive. Turn left and park against the brick walls. The press box in Tyser Tower may be accessed by utilizing elevator 1 on the concourse. The press box is located on the fifth floor.

Credentials

Single-game credential requests should be submitted to Matt Taylor (taylormd@umd.edu) at least one week prior to the home date. Requests should be submitted at <http://www.sportssystem.com/clients/maryland>. For outlets requesting overnight delivery of credentials, please supply the Maryland Media Relations Department with a FedEx account number.

Social Media

Twitter fan feeds for the athletic department (@umterps), the football program (@MarylandPride) and head coach Randy Edsall (@RandyEdsall) are available. Our Facebook home is located at <http://www.facebook.com/marylandterrapinsofficialpage> along with the football program at <http://www.facebook.com/MarylandPride>. On Instagram, you can follow Maryland athletics (/marylandterrapins) and the football program (/MarylandPride) with content also available on YouTube for the athletics department (/marylandathletics) and the football team (/MarylandPrideFB).

collegepressbox.com

Collegepressbox.com is the official media website for NCAA FBS football. Access and download weekly game notes, quotes, statistics, media guides, headshots, logos and more for each conference and its member schools. Login information will be distributed to accredited media or you can apply for a password by sending an e-mail to: password@collegepressbox.com.

IOWA AT A GLANCE



2014 SCHEDULE

Aug. 30	Northern Iowa	W, 31-23
Sept. 6	Ball State	W, 17-13
Sept. 13	Iowa State	L, 17-20
Sept. 20	@ Pittsburgh	W, 24-20
Sept. 27	@ Purdue	W, 24-10
Oct. 11	Indiana	W, 45-29
Oct. 18	@ Maryland	Noon
Nov. 1	Northwestern	TBA
Nov. 8	@ Minnesota	TBA
Nov. 15	@ Illinois	TBA
Nov. 22	Wisconsin	TBA
Nov. 29	Nebraska	TBA

2014 STATISTICAL LEADERS

Rushing	No.	Yds.	Avg.	Lg.	TD
Mark Weisman	103	349	3.4	19	8

Passing	C-A-I	Pct.	Yds.	Lg.	TD
Jake Rudock	104-154-2	67.5	1008	72	7

Receiving	No.	Yds.	Avg.	Lg.	TD
Kevonte Martin-Manley	29	245	8.4	23	1
Tevaun Smith	19	220	11.6	31	1

Defense	U-A	Total	Sacks	TFL
Quinton Alston	23-21	44	1.0	3.0
Louis Trinca-Pasat	17-22	39	2.5	5.5



RECORD: 5-1, 0-0
Home: 3-1; Away: 2-0
Neutral: 0-0

- Iowa has won three straight games coming into Saturday scoring 31.0 points per game in that stretch. The Hawkeyes have excelled partly due to their discipline, ranking t-2 in the country in fewest penalties (22) and t-19 in turnovers lost (7).
- Quarterback Jake Rudock returned to the starting lineup against Indiana and tossed 19 completions for 210 yards and two scores in a 45-29 win over the Hoosiers. Rudock has completed 67.5 percent of his passes for the season and averages just over 200 yards per game.
- At 240 pounds, Mark Weisman is a powerful inside runner for the Hawkeyes. The senior has eight touchdowns so far this season and is averaging 58.2 yards per game.
- Kevonte Martin-Manley and Damond Powell both average just over 40 yards receiving per game, but accumulate those numbers in very different ways. Martin-Manley has 29 catches and averages 8.4 yards a catch. Powell has nabbed just nine balls, but averages 26.9 yards per reception. Powell has two TD grabs to Martin-Manley's one.
- Kirk Ferentz is in his 16th season at Iowa - the longest tenure in the Big Ten. He has led the Hawkeyes to two BCS bowls and two Big Ten titles in that span. Ferentz has won Big Ten Coach of the Year three times (2002, 2004, 2009).

SERIES HISTORY:

Maryland vs. Iowa

First all-time meeting

MARYLAND-IOWA CONNECTIONS

- DeMatha Catholic produced Iowa's junior defensive back Jordan Lomax and junior defensive lineman Darian Cooper along with Maryland's senior defensive back Michael Washington.
- Iowa's freshman linebacker Eric Grimm attended Good Counsel as well as Maryland's junior wide receiver Stefon Diggs, sophomore running back Wes Brown, junior defensive back Zach Dancel, sophomore running back Andrew Stefanelli and freshman linebacker Jesse Aniebonam.
- Iowa's freshman defensive back Omar Truitt and Maryland's freshman wide receiver Will Ulmer and senior defensive lineman Andre Monroe all attended St. John's College HS.
- Maryland's freshman wide receiver Juwann Winfree and Iowa's freshman defensive end Terrence Harris both hail from Englewood, N.J.
- Director of football operations Fran Foley was coached by Iowa head coach Kirk Ferentz at Worcester Academy.
- Iowa has seven players from the state of Maryland.



TALE OF THE TAPE

MD	CATEGORY	IA
34.7	Scoring Offense	26.3
25.2	Scoring Defense	19.2
140.3	Rushing Offense	151.3
259.3	Passing Offense	230.0
399.7	Total Offense	381.3
212.0	Rushing Defense	130.3
239.2	Passing Defense	200.3
451.2	Total Defense	330.7

LEADERS COMPARISON

CATEGORY	MD	IA
Touchdowns	C. Brown (12)	Rudock (8)
Passing Yards	C. Brown (1067)	Rudock (1008)
Passing Eff.	Rowe (154.8)	Barrett (134.9)
Rushing Yards	C. Brown (263)	Elliott (349)
Receiving Yards	Diggs (450)	Martin-Manley (245)
Receptions	Diggs (36)	Martin-Manley (29)
Tackles	Davis (56)	Alston (44)
Sacks	Monroe (5.0)	Ott (4.5)
Interceptions	Likely (3)	Lowdermilk/Bower (2)
Punting Avg.	Renfro (41.7)	Kidd (38.8)
Punt Return Avg.	Likely (22.0)	VandeBerg (8.2)
Kickoff Return Avg.	Diggs (24.4)	Parker (27.4)
Kicking	Craddock (100.0)	Koehn (66.7)



ON THE OFFENSE

Preseason Honors

Sal Conaboy, OL

Allstate AFCA Good Works Team Nominee
Rimington Trophy Watch List

Brad Craddock, K

Lou Groza Award Watch List
Second Team All-Big Ten Athlon
Second Team All-Big Ten Phil Steele

Yannik Cudjoe-Virgil, LB

Butkus Award Watch List

Stefon Diggs, WR

Biletnikoff Award Watch List
Maxwell Award Watch List
Paul Hornung Award Watch List
Walter Camp Award Watch List
Second Team All-American Specialist Athlon
Third Team All-American Offense Phil Steele
Second Team All-America Specialist Sports Illustrated
First Team All-Big Ten Offense Athlon
First Team All-Big Ten Offense Phil Steele
First Team All-Big Ten Offense Sporting News

Cole Farrand, LB

Lott IMPACT Trophy Watch List
Third Team All-Big Ten Athlon
Third Team All-Big Ten Phil Steele

William Likely, DB

Chuck Bednarik Award Watch List
First Team All-Big Ten Specialist Athlon
Third Team All-Big Ten Specialist Phil Steele
Fourth Team All-Big Ten Defense Phil Steele

Andre Monroe, DL

Third Team All-Big Ten Athlon
Third Team All-Big Ten Phil Steele

Matt Robinson, LB

Fourth Team All-Big Ten Phil Steele

By The Numbers

- 3** Wide receiver **Stefon Diggs** caught his third touchdown of the season against OSU, tying him with **Marcus Leak** for the team lead. Diggs now has 12 career touchdown receptions tying him with Gary Collins (1959-1961) for sixth in school history.
- 4** The number of catches for wide receiver **Jacquille Veii**. The wide out's total marked a career high for the sophomore to go along with a career-best 74 yards receiving against Ohio State.
- 10** Maryland has totaled 10 scoring plays of 20 or more yards this season with six of the scores coming on passes of 30 or more yards. The Terps are on pace to total 20 scores of 20 or more yards this season, which would be the highest total under head coach **Randy Edsall**. Last season, Maryland had 14 scoring plays of 20 or more yards.
- 24** Consecutive games with a reception for wide receiver **Stefon Diggs**. Maryland's record for consecutive games with a reception is held by Geroy Simon (1993-96) with 36. Diggs is fifth in program history. Azizuddin Abdur-Ra'ooof is fourth in school history with catches in 25 straight games.
- 85** Maryland's offensive line has combined for 85 career starts. This season, the Terrapin o-line has remained intact through six games. Center **Sal Conaboy** leads the offense with 20 consecutive starts.
- 90** Running back **Brandon Ross'** 90-yard touchdown reception against Syracuse (9/20) is tied for the ninth-longest catch in the nation this season and is the second longest by a running back. In school history, it is the longest reception for a running back since 1949 when Ed Bolton took a pass 92 yards for a score against South Carolina.
- 100** Wide receivers **Stefon Diggs** and **Deon Long** both topped 100 yards receiving against Indiana (9/27). Diggs led all receivers with 112 yards, while Long had 108. They are the first Maryland receiving duo to both top 100 yards since Quintin McCree (117) and Kerry Boykins (101) did it against Virginia in 2011.
- 3,514** With 706 all-purpose yards through Maryland's first six games, **Stefon Diggs** has increased his career total to 3,514. Diggs is only the ninth player in school history to reach 3,500 career all-purpose yards. He currently ranks eighth in school history.

20 or More

- Maryland has scored 20 or more points in 10 consecutive games dating back to the 2013 season.
- It is the longest streak since Maryland scored over 20 in 13 straight games from the end of the 2000 season (11/18) through the 2001 season (1/2).
- During the current stretch, Maryland is averaging 32.2 points per game.

Going Deep

- Wide receiver **Stefon Diggs** has 12 career touchdown passes, the latest a short 4-yard slant coming against Ohio State.
- Of Diggs' 12 career touchdown receptions, five have been catches of 40 or more yards.

Long's B1G Debut

- Terrapin wide out **Deon Long** made his mark in the Terps' first-ever Big Ten contest totaling a career-high 10 catches for 108 yards.
- It marked the most receptions for a Terp since **Stefon Diggs** had 11 at BC in 2012.
- Long is averaging 51.2 ypg, which ranks second on the team.

Screen Game

- Of Maryland's 12 touchdown passes this season, three have gone to a running back.
- **Brandon Ross** has caught two including a 36-yarder against IU after catching a 90-yarder at SU, the Terps' longest play from scrimmage.





Breakin' Down Brown

In Maryland's victory against Indiana on Sept. 27, quarterback **C.J. Brown** rushed for his 22nd career touchdown, which is the seventh-highest total in school history, and passed for his 27th career touchdown, seventh most all-time. Brown ranks sixth in the Big Ten averaging 221.7 yards of total offense per game.

- Brown increased his career passing total to 4,151 yards against Ohio State and is only the 10th quarterback in school history to eclipse the 4,000-yard plateau. In addition, with 1,425 career rushing yards, Brown is one of 10 active FBS players to pass for 4,000 or more yards and rush for 1,000 or more yards in a career.
- Brown has eight career 100-yard rushing performances. It is the most all-time for a Terrapin quarterback and is tied with former Maryland running back Da'Rel Scott (2007-2010) for the fourth-highest total in program history. In addition, Brown's total is tied for fourth nationally among active FBS quarterbacks.
- Brown has accounted for 5,576 yards of total offense in his career. He ranks fifth on Maryland's all-time list and 20th nationally among active players.

In Maryland History...

Rushing

100-Yard Rushing Games - Career

1. LaMont Jordan, 1997-2000	18
2. Charlie Wysocki, 1978-81	17
3. Steve Atkins, 1975-78	15
4. C.J. Brown, 2011-	8
Da'Rel Scott, 2007-10	8

Rushing Yards (QB) - Game

1. C.J. Brown vs. Clemson, 10/15/11	162
2. C.J. Brown vs. West Virginia, 9/13/14	161
3. Dennis O'Hara vs. Wake Forest, 10/4/69	139
4. C.J. Brown vs. NC State, 11/30/13	138
5. Jack Scarbath vs. Georgetown, 10/14/50	132

Total Offense

TDs Responsible For - Career

1. Scott Milanovich, 1992-95	53
2. C.J. Brown, 2011-	49
3. Scott McBrien, 2002-03	47
4. Rick Badanjek, 1982-85	44
Boomer Esiason, 1981-83	44
6. LaMont Jordan, 1997-2000	38

Total Offensive Yards - Career

1. Scott Milanovich, 1992-95	7,111
2. Chris Turner, 2007-09	6,385
3. Boomer Esiason, 1981-83	6,081
4. Scott McBrien, 2002-03	5,712
5. C.J. Brown, 2011-	5,576

TDs Responsible For - Season

1. Scott Milanovich (So.), 1993	29
2. C.J. Brown (Sr.), 2013	25
Scott McBrien (Sr.), 2003	25
4. Danny O'Brien (Fr.), 2010	24
5. Scott McBrien (Jr.), 2002	22
John Kaleo (Sr.), 1992	22

Total Offensive Yards - Season

1. John Kaleo (Sr.), 1992	3,472
2. Scott Milanovich (So.), 1993	3,437
3. Scott McBrien (Sr.), 2003	2,931
4. C.J. Brown (Sr.), 2013	2,818
5. Scott McBrien (Jr.), 2002	2,781

On The Offense

ALL-PURPOSE DIGGS

Wide receiver **Stefon Diggs** leads the team in receptions (36) and receiving yards (450) through the first six contests. Against OSU, Diggs totaled 90 all-purpose yards. Diggs ranks second among active FBS career leaders in all-purpose yards per game averaging 146.42 yards.

- Diggs has seven career 100-yard receiving games, which is tied for second in school history. Jermaine Lewis (1992-95) holds the record with 15.
- His 3,514 career all-purpose yards is the 24th-highest active total nationally.
- He ranks sixth in Maryland history with 1,885 career receiving yards.
- Diggs is averaging 6.0 receptions per game and 75.0 receiving yards per game, which is tied for second and ninth in the Big Ten, respectively.

Active NCAA Leaders in All-Purpose Yards Per Game

No.	Name, Yr., Pos. (School)	All-Purpose Yds Per Game
1.	Duke Johnson, Jr., RB (Miami)	163.96
2.	Stefon Diggs, Jr., WR (Maryland)	146.42
3.	Todd Gurley, Jr., RB (Georgia)	143.03
4.	Khalfani Mohammad, So., RB (California)	133.44
5.	Ameer Abdullah, Sr., RB (Nebraska)	132.37

VEII QUICK TO ADAPT

Jacquille Veii has started to emerge at receiver after converting from running back during the preseason.

- Veii totaled career bests in catches (4) and receiving yards (78) against the Buckeyes.
- Veii notched his first career receiving TD against WVU (9/13) and his first career rushing touchdown at Syracuse (9/20).

LEAK AN END ZONE THREAT

Wide receiver **Marcus Leak** has totaled three receiving touchdowns this season including his first career multi-touchdown performance against USF (9/7).

- Leak is averaging 15.8 yards per reception.
- Leak's six career touchdown receptions are one shy of 23rd on Maryland's all-time list.

ROSS ON THE CAREER RUSHING LIST

Running back **Brandon Ross** eclipsed the 1,300-yard rushing plateau against Indiana with a 61-yard performance against the Hoosiers. Ross now has 1,382 rushing yards in three years at Maryland, which is 22nd all-time.

- He ranks second on the team with four 100-yard career rushing performances.
- Had his first career TD reception against Syracuse (9/20), a 90-yard catch-and-run, and followed that up with a 36-yard TD catch against Indiana.

ON THE DEFENSE/SPECIAL TEAMS

GET TO THE QUARTERBACK

Senior **Andre Monroe** anchors one end of the d-line and is Maryland's active career leader in sacks. The product of Upper Marlboro, Md., has 19.5 career sacks after totaling a team-best 9.5 last season, which tied for 21st nationally.

- Monroe's 19.5 sacks rank third in school history.
- With 9.5 sacks in 2013, Monroe posted the best single-season sack total in school history since Kris Jenkins posted 10.0 sacks in 2000.
- His 30.5 career tackles for loss ranks 11th in school history.
- Monroe leads the team this season with 5.0 sacks for a loss of 40 yards.

Total Sacks Per Game - NCAA FBS Active Players

No.	Name, Yr., Pos. (School)	Sacks Per Game
1.	Randy Gregory, Jr., DL (Nebraska)	0.83
2.	Vic Beasley, Sr., DL (Clemson)	0.71
3.	Andre Monroe, Sr., DL (Maryland)	0.70
4.	Shane Ray, Jr., DL (Missouri)	0.63
5.	Hau'oli Kikana, Sr., LB (Washington)	0.61

IN THE BACKFIELD

Sophomore linebacker **Yannick Ngakoue** has accumulated 13.0 TFL in 19 career games. Of his 19 total tackles this season, 8.5 have been for a loss.

- Ngakoue's 8.5 tackles for loss is tied for second in the Big Ten.
- Ngakoue is averaging 1.42 tackles for loss per game, which leads the conference.

IT'S GOOD

Junior kicker **Brad Craddock**, a member of the Lou Groza Award watch list, connected on a program record 57-yarder against OSU. Craddock now has 42 career field goals and has scored 211 career points.

- Craddock's 42 career field goals is tied for fourth in school history with Brian Kopka (1997-2000).
- His 211 career points is seventh all-time at Maryland and the fifth most for a kicker.
- Craddock is averaging 9.7 points per game, which leads the conference amongst kickers.
- Craddock is one of seven kickers nationally who are perfect on the season (11 of 11).
- The junior has converted 17 straight field goal attempts. That mark is a program record.

Highest Field Goal Pct. - Maryland Career

No.	Name (Years)	Pct.
1.	Brad Craddock (2012-)	.808 (42 of 52)
2.	Joe O'Donnell (1994-96)	.778 (28 of 36)
3.	Nick Novak (2001-04)	.748 (80 of 107)
4.	Dan Plocki (1985-88)	.746 (47 of 63)
5.	Dan DeArmas (1988-1991)	.744 (32 of 43)

By The Numbers

- Defensive back **William Likely** leads the Big Ten in punt return average, while wide receiver **Stefon Diggs** is tied for first in kick returns. Likely is averaging 22.0 yards per punt return, which ranks fifth nationally, while Diggs is averaging 24.4 yards per kick return.
- Kicker **Brad Craddock's** 57-yard field goal against Ohio State is the second longest field goal made in FBS this season. The nation's longest is a 58-yarder by Griffin Oakes of Indiana, which came against the Terps.
- Maryland has three blocked kicks on the season (two punts, one field goal). The total is tied for sixth nationally. Maryland blocked four kicks in 2012.
- Defensive back **William Likely** has totaled eight passes defended this season. It is tied for the third-highest total in the Big Ten and is the most for a Terrapin defender since teammate **Jeremiah Johnson** racked up eight in 2012. Likely is averaging 1.33 passes defended per game, which is tied for second in the conference.
- The Terrapin defense has 11 takeaways, which is tied for fourth in the Big Ten. The Terps have six interceptions and five fumble recoveries.
- Kicker **Brad Craddock** has converted 17 consecutive field goal opportunities setting a Maryland record. The previous record was held by Dale Castro with 16 set in 1979. Craddock's streak is the second-longest active streak in FBS behind Florida State's Roberto Aguayo with 22.
- The number of career sacks for defensive lineman **Andre Monroe**. The senior recorded two against Ohio State and ranks third all-time in school history. The program record of 24 is held by Mike Corvino (1979-1982).
- The distance defensive back **William Likely** returned his second interception of the year. Likely's 88-yard return against Syracuse is the sixth-longest INT return in the FBS this season and the longest for Maryland since Eddie Tomlin returned one 97 yards against Michigan in 1989.
- Maryland leads the Big Ten and ranks third nationally in red zone defense. Opponents have been inside the 20-yard line 24 times this season, coming away with points on only 15 of those trips for a conversion rate of 62.5 percent.
- Linebacker **Yannick Ngakoue** leads the Big Ten averaging 1.42 TFL per game. Ngakoue has 8.5 TFL on the season, which is tied for the second-highest total in the conference.



Return Specialists

- For his career, **William Likely** has returned two punts for touchdowns, most recently against WVU (9/13). He is tied for third in school history.
- Likely's 15.9 yards per return for his career is currently a program record.
- On kick returns, **Stefon Diggs** is currently Maryland's all-time leader in yards per return averaging 26.3.
- Diggs' per return average of 26.3 is the 19th-highest average among active FBS players.
- For his career, Diggs has 1,238 kick return yards, a mark which is good for fifth in program history.

Second Half Adjustments

- The Maryland defense has surrendered 151 points this season, but only 53 in the second half.
- In addition, the Terps have only allowed 16 points in the third quarter.

On The Tackle

- The Terps have three of the top-10 tacklers in the Big Ten led by **L.A. Gore** who ranks third in the conference averaging 10.4 tackles per game.
- Defensive back **Sean Davis** ranks fifth averaging 9.3, while linebacker **Cole Farrand** is ninth with a 8.7 average.

2014 SCORING DRIVES

Maryland 2014 Scoring Drives

Opp.	Plays	Yards	TOP	Result	Qrt.	Time	Scoring Play	QB
JMU	6	58	1:47	TD	1	11:43	Brown, C. 11 yd run	Brown, C.
JMU	5	46	1:42	TD	1	8:48	Brown, C. 8 yd run	Brown, C.
JMU	10	50	2:28	FG	1	1:57	Craddock 49 yd FG	Brown, C.
JMU	15	80	6:13	TD	2	6:46	Brown, C. 2 yd run	Brown, C.
JMU	6	41	2:30	TD	3	12:20	Ross, B. 8 yd run	Brown, C.
JMU	1	41	0:08	TD	3	7:55	Long 41 yd rec	Brown, C.
JMU	7	66	3:07	TD	3	0:10	Goins 2 yd rec	Rowe
JMU	14	82	6:49	TD	4	4:01	Reid 12 yd run	Rowe
USF	3	32	0:47	TD	1	7:02	Leak 10 yd rec	Brown, C.
USF	3	51	1:18	TD	1	1:18	Leak 44 yd rec	Brown, C.
USF	0	0	0:00	TD	4	0:00	Thompson, blk punt	-
USF	9	34	4:17	FG	4	5:16	Craddock 23 yd FG	Brown, C.
WVU	10	49	2:39	FG	2	12:33	Craddock 46 yd FG	Brown, C.
WVU	11	52	3:15	FG	2	8:36	Craddock 41 yd FG	Brown, C.
WVU	1	77	0:11	TD	2	5:52	Diggs 77 yd rec	Brown, C.
WVU	4	51	0:44	TD	2	0:40	Veii 26 yd rec.	Rowe
WVU	1	75	0:14	TD	3	14:46	Brown, C. 75 yd run	Brown, C.
WVU	4	(-3)	1:45	FG	4	11:14	Craddock 30 yd FG	Brown, C.
WVU	0	0	0:00	TD	4	9:43	Likely 69 punt ret	-
SU	5	59	1:58	TD	1	9:39	Leak 25 yd rec	Brown, C.
SU	2	90	0:47	TD	1	6:35	Ross, B. 90 yd rec	Brown, C.
SU	8	63	2:18	FG	2	12:38	Craddock 31 yd FG	Brown, C.
SU	4	28	1:35	TD	2	6:13	Veii 4 yd run	Brown, C.
SU	0	0	0:00	TD	2	3:37	Likely 88 yd INT ret	-
SU	4	(-3)	2:04	FG	4	4:17	Craddock 44 yd FG	Brown, C.
IU	7	45	2:48	FG	1	12:12	Craddock 48 yd FG	Brown, C.
IU	13	75	5:59	TD	2	12:01	Brown, C. 5 yd run	Brown, C.
IU	3	75	0:59	TD	2	8:50	Diggs 29 yd rec.	Brown, C.
IU	9	68	3:23	FG	2	2:09	Craddock 30 yd FG	Brown, C.
IU	5	63	2:24	TD	3	8:00	Ross, B. 36 yd rec.	Rowe
IU	7	63	2:27	TD	4	13:03	Winfree 30 yd rec.	Rowe
IU	10	22	3:33	FG	4	5:56	Craddock 48 yd FG	Rowe
OSU	5	26	1:33	FG	1	5:00	Craddock 57 yd FG	Brown, C.
OSU	13	75	6:25	TD	2	2:34	Brown, W. 2 yd run	Brown, C.
OSU	7	75	2:24	TD	3	4:06	Ross, B. 2 yd run	Rowe
OSU	7	74	1:15	TD	4	13:32	Diggs 4 yd rec	Rowe

2014 Game Honors

Game Captains

Opp.	Offense	Defense	Special Teams
JMU	C.J. Brown	L.A. Goree	Brad Craddock
USF	Albert Reid	Matt Robinson	Sean Davis
WVU	Ryan Doyle	Keith Bowers	Kenneth Goins
SYR	C.J. Brown	William Likely	Brad Craddock
IU	Ryan Doyle	Yannik Cudjoe-Virgil	Anthony Nixon
OSU	Marcus Leak	Cole Farrand	Anthony Nixon
IA	Stefon Diggs	Jeremiah Johnson	Brad Craddock
WIS			
PSU			
MSU			
UM			
RU			

Game Balls

Opp.	Offense	Defense	Special Teams
JMU	10*	L.A. Goree	Sean Davis
USF	Marcus Leak	Andre Monroe	Kenneth Goins
SYR	Sal Conaboy	William Likely	Anthony Nixon
IU	Stefon Diggs	Cole Farrand	Brad Craddock
IA			
WIS			
PSU			
MSU			
UM			
RU			

* Silvano Altamirano, Sal Conaboy, Stefon Diggs, Ryan Doyle, Michael Dunn, Kenneth Goins, Andrew Isaacs, Marcus Leak, Deon Long and Andrew Zeller

Flag Bearers

Opp.	American	Maryland
JMU	Albert Reid	Matt Robinson
USF	Keith Bowers	Michael Dunn
WVU	Andrew Zeller	Sean Davis
SYR	Yannik Ngakoue	Kenneth Goins
IU	Jalen Brooks	Stefon Diggs
OSU	Kenneth Goins	Roman Braglio
IA	Darius Kilgo	Kenneth Goins
WIS		
PSU		
MSU		
UM		
RU		

Scout Team Players of the Week

Opp.	Offense	Defense	Special Teams
JMU	Levern Jacobs	Nnamdi Egbuaba	Abner Logan
USF	Andrew Stefanelli	Abner Logan	Clarence Murphy
WVU	Juwann Winfree	J.T. Ventura	Tehuti Miles
SYR	Brendan Moore	Clarence Murphy	Andrew Gray
IU	DeAndre Lane	Malik Jones	Zac Morton
OSU	Joe Riddle	Abner Logan	Zac Morton
IA	Joe Riddle	Kingsley Opara	Eric Roca
WIS			
PSU			
MSU			
UM			
RU			

DEPTH CHART

(as of October 13, 2014)

OFFENSE

WR	6 (d)	Deon Long	6-0	185	Sr.-1V
	81	Juwann Winfree	6-2	195	Fr.-HS
WR	1	Stefon Diggs	6-0	190	Jr.-2V
	34	Jacquille Veii	5-9	187	So.-1V
WR	82	Marcus Leak	6-0	210	Jr.-1V
	83	Malcolm Culmer	5-11	185	So.-1V
	or 84	Amba Etta-Tawo	6-1	200	So.-1V
TE	48	Derrick Hayward	6-5	235	Fr.-RS
	or 88	P.J. Gallo	6-2	250	So.-1V
T	76	Michael Dunn	6-5	300	So.-1V
	61	Jake Wheeler	6-7	310	Sr.-2V
G	68	Silvano Altamirano	6-2	290	Sr.-SQ
	50	Evan Mulrooney	6-4	295	Jr.-2V
C	65	Sal Conaboy	6-3	295	Sr.-3V
	60	Stephen Grommer	6-4	295	Jr.-SQ
G	66	Andrew Zeller	6-4	300	Jr.-2V
	63	Mike Minter	6-3	300	Fr.-RS
T	55	Ryan Doyle	6-4	300	Jr.-1V
	75	Derwin Gray	6-5	300	Fr.-HS
RB	45	Brandon Ross	5-10	210	Jr.-2V
	4 (d)	Wes Brown	6-0	210	So.-1V
FB	30	Kenneth Goins, Jr.	5-9	233	So.-1V
	49 (d)	Tyler Cierski	5-11	280	Sr.-2V
QB	16	C.J. Brown	6-3	218	Gr.-2V
	7 (d)	Caleb Rowe	6-3	215	Jr.-2V

SPECIALISTS

K	15	Brad Craddock	6-1	185	Jr.-2V
	3 (d)	Adam Greene	5-11	195	Fr.-RS
P	18	Nathan Renfro	6-1	205	Jr.-2V
	38 (d)	Lee Shrader	6-1	180	Fr.-HS
LS	59	Christian Carpenter	5-11	220	So.-1V
	56 (d)	Nate Adams	6-0	220	Fr.-HS

DEFENSE

OLB	40	Matt Robinson	6-3	245	Sr.-3V
	43	Jalen Brooks	6-1	230	Fr.-RS
	or 37	Avery Thompson	6-2	230	Jr.-2V
END	91	Keith Bowers	6-1	285	Sr.-3V
	77	Spencer Myers	6-4	275	Sr.-SQ
NOSE	97	Darius Kilgo	6-3	310	Sr.-2V
	67	David Shaw	6-4	290	Fr.-HS
END	93	Andre Monroe	5-11	282	Sr.-2V
	90	Roman Braglio	6-2	265	So.-1V
OLB	51	Yannik Cudjoe-Virgil	6-2	250	Sr.-1V
	7 (d)	Yannick Ngakoue	6-2	250	So.-1V
ILB	47	Cole Farrand	6-3	245	Sr.-3V
	23	Jermaine Carter, Jr.	6-0	240	Fr.-RS
ILB	53	L.A. Goree	6-2	245	Sr.-3V
	35	Alex Twine	6-0	235	Sr.-3V
CB	4 (d)	William Likely	5-7	175	So.-1V
	17	Josh Woods	6-1	190	Fr.-HS
S	21	Sean Davis	6-1	200	Jr.-2V
	36	Elvis Dannah	6-2	210	Fr.-RS
S	20	Anthony Nixon	6-1	200	Jr.-2V
	22	Zach Dancel	6-0	205	Jr.-1V
CB	14	Jeremiah Johnson	5-11	193	Sr.-2V
	32	Jarrett Ross	5-9	205	So.-1V

PR	4 (d)	William Likely	5-7	175	So.-1V
	1	Stefon Diggs	6-0	190	Jr.-2V
KR	1	Stefon Diggs	6-0	190	Jr.-2V
	4 (d)	William Likely	5-7	175	So.-1V
Holder	29 (d)	Michael Tart	6-2	200	Sr.-1V
	18	Nathan Renfro	6-2	205	Jr.-2V

CAREER START CHART

OFFENSE

Player	'10	'11	'12	'13	'14	Streak	Career
Altamirano	-	-	0	6	6	6	6
Brown, C.	0	5	0	11	6	11	22
Brown, W.	-	-	2	-	0	-	2
Cierski	-	1	1	0	0	-	2
Conaboy	-	2	7	13	6	20	28
Culmer	-	-	0	4	0	-	4
Diggs	-	-	7	7	6	6	20
Doyle	-	-	-	13	6	19	19
Dunn	-	-	-	13	6	19	19
Etta-Tawo	-	-	-	6	0	-	6
Gallo	-	-	-	0	2	2	2
Goins	-	-	-	4	1	-	5
Hills	-	-	7	-	-	-	7
Isaacs	-	-	-	1	3	-	4
Jacobs, L.	-	-	2	4	-	-	6
Jacobs, T.	-	-	-	-	1	-	1
Leak	-	-	7	-	5	5	12
Long	-	-	-	6	6	6	12
Mulrooney	-	-	5	-	-	-	5
Reid	-	-	2	1	1	-	4
Ross, B.	-	-	5	12	5	3	22
Rowe	-	-	1	2	0	-	3
Zeller	-	-	3	4	6	10	13














DEFENSE

Player	'10	'11	'12	'13	'14	Streak	Career
Bowers	-	11	0	9	3	3	23
Braglio	-	-	-	1	0	-	1
Brooks	-	-	-	-	3	3	3
Cudjoe-Virgil	0	0	-	1	0	-	1
Davis	-	-	2	13	6	19	21
Farrand	-	0	11	8	4	2	23
Goree	-	7	3	10	5	3	25
Hendy	-	3	0	3	-	-	6
Hill	-	-	1	2	4	-	7
Jefferson	-	-	0	13	3	-	16
Johnson	-	0	12	1	2	2	15
Kilgo	-	0	11	12	6	17	29
Likely	-	-	-	11	6	16	17
Logan	-	-	-	3	-	-	4
Monroe	-	4	-	4	6	9	14
Ngakoue	-	-	-	0	6	6	6
Nixon	-	-	5	11	6	10	22
Robinson	1	3	5	10	3	-	22
Twine	-	4	5	3	3	-	15

SPECIAL TEAMS

Player	'10	'11	'12	'13	'14	Streak	Career
Adams, N.	-	-	-	-	1	1	1
Carpenter	-	-	-	3	4	-	7
Craddock	-	-	12	13	5	30	30
Renfro	-	-	12	13	5	30	30
Tart	-	0	-	13	5	18	18

PROJECTED STARTERS: OFFENSE

WR 6		DEON LONG • 6-0 • 185 • SR.-1V <ul style="list-style-type: none"> • Ranks second on the team in catches (27) and receiving yards (307). • Has caught a pass in all 13 career appearances. • Had a career-high 10 catches for 108 yards at Indiana (9/27).
WR 1		STEFON DIGGS • 6-0 • 190 • JR.-2V <ul style="list-style-type: none"> • Leads the team in catches (36) and receiving yards (450). • Has a catch in 24 consecutive games. • Ranks sixth in school history with 1,885 career receiving yards.
WR 82		MARCUS LEAK • 6-0 • 210 • JR.-1V <ul style="list-style-type: none"> • Has 16 catches for 253 yards and three touchdowns on the season. • Averaging 15.8 yards per reception. • For his career, has 51 catches for 731 yards and six touchdowns.
TE 48		DERRICK HAYWARD • 6-5 • 235 • FR.-RS <ul style="list-style-type: none"> • Has appeared in five games this season. • Served a redshirt season as a true freshman. • Converted to tight end from linebacker.
OR TE 88		P.J. GALLO • 6-2 • 250 • SO.-1V <ul style="list-style-type: none"> • Made his first career start at Indiana (9/27). • Has appeared in 19 career games primarily on special teams. • Made his first career reception at Syracuse (9/20).
T 76		MICHAEL DUNN • 6-5 • 300 • SO.-1V <ul style="list-style-type: none"> • Made his 19th consecutive start against Ohio State. • Has helped the Terps average 259.3 passing yards per game this season. • Earned a scholarship after joining the team out of high school as a preferred walk-on.
G 68		SILVANO ALTAMIRANO • 6-2 • 290 • SR.-SQ <ul style="list-style-type: none"> • Made his sixth career start against the Buckeyes. • Helped the rushing attack total 123 yards at Indiana (9/27), the third-highest total of the season. • Played at San Diego Mesa College for two season before joining the Terps in 2013.
C 65		SAL CONABOY • 6-3 • 295 • SR.-3V <ul style="list-style-type: none"> • Has started 28 career games, the most on the offensive side of the ball, and started 20 consecutive games. • Is a Rimington Trophy Watch List member. • Anchors an o-line that has helped the Terps average 140.3 yards rushing per game.
G 66		ANDREW ZELLER • 6-4 • 300 • JR.-2V <ul style="list-style-type: none"> • Earned his 10th consecutive start and 13th of his career against Ohio State. • Helped the Terps total 244 yards passing against the Buckeyes. • Has helped open holes for nine different Terrapin rushers this season.
T 55		RYAN DOYLE • 6-4 • 300 • JR.-1V <ul style="list-style-type: none"> • Made his 19th consecutive start against Indiana. • Has helped the team average 140.3 rushing yards per game. • Has allowed quarterbacks C.J. Brown and Caleb Rowe to pass for a combined 1,556 yards this season.
RB 45		BRANDON ROSS • 5-10 • 210 • JR.-2V <ul style="list-style-type: none"> • Has 216 yards on 43 carries and two touchdowns this season. Averaging 5.0 ypc. • Ranks 22nd on the school's all-time rushing list with 1,382 yards. • Caught his second career TD pass at IU (9/27) after catching a 90-yard TD pass at Syracuse (9/20).
FB 30		KENNETH GOINS • 5-9 • 233 • SO.-1V <ul style="list-style-type: none"> • Responsible for a vital blocked punt against USF (9/6) that resulted in the game-winning TD, a ball recovered by Avery Thompson for the score. • Averaging 4.1 yards per carry. • Has one receiving touchdown this season.
QB 16		C.J. BROWN • 6-3 • 218 • GR.-2V <ul style="list-style-type: none"> • Threw his 27th career TD pass and rushed for his 22nd career TD at Indiana (9/27). • Ranks second in school history in TDs responsible for (49), four shy of the school record. • One of 10 active players in the FBS to pass for 4,000 or more yards (4,151) and rush for 1,000 or more yards (1,425).

NOTABLES

QB 7	
-----------------------	---

CALEB ROWE • JR.

- Threw for one touchdown and 173 yards against OSU.
- Has thrown for 1,768 career yards and 12 TDs.

RB 4	
-----------------------	---

WES BROWN • SO.

- Has rushed for 190 yards this season, third on the team.
- Averaging 4.2 yards per carry.

WR 34	
------------------------	---

JACUILLE VEII • SO.

- Caught his first career TD against WVU (9/13) and rushed for his first against Syracuse (9/20).
- Posted a career-best four catches for 78 yards last time out against OSU.

WR 81	
------------------------	---

JUWANN WINFREE • FR.

- Caught his first career pass for a touchdown at Indiana (9/27), a 30-yard reception from quarterback Caleb Rowe.

PROJECTED STARTERS: DEFENSE

OLB
40



MATT ROBINSON • 6-3 • 245 • SR.-3V
 • Has 10 tackles and two passes defended this season.
 • Has 174 career tackles and 13.5 TFL.
 • Missed the last three games due to injury.

END
91



KEITH BOWERS • 6-1 • 285 • SR.-3V
 • Made his second start of the season at defensive end against the Buckeyes.
 • Had a season-high seven stops against OSU.
 • Has 103 career tackles, 10.5 TFL and 3.5 sacks.

NOSE
97



DARIUS KILGO • 6-3 • 310 • SR.-2V
 • Leads the defense with 29 career starts.
 • Has five TFL this season, which ranks second on the team.
 • Has 102 career tackles with 16.5 TFL and 4.5 sacks.

END
93



ANDRE MONROE • 5-11 • 282 • SR.-2V
 • Racked up two sacks against the Buckeyes. Has 19.5 for his career, which ranks third in school history.
 • Has a team-best 30.5 TFL for his career.

OLB
51



YANNIK CUDJOE-VIRGIL • 6-2 • 250 • SR.-1V
 • Had four tackles and his first sack of the season against the Buckeyes.
 • Totaled 3.5 TFL and 3.0 sacks before his season was cut short due to injury after six games in 2013.
 • Is a Butkus Award Watch List member.

ILB
47



COLE FARRAND • 6-3 • 245 • SR.-3V
 • Had a game-high 17 tackles against Ohio State following a 19-tackle performance against Indiana (9/27).
 • Tied for second on team in tackles (52).

ILB
53



L.A. GOREE • 6-2 • 245 • SR.-3V
 • Tied for second on the team with 52 stops.
 • Maryland's active career leader in tackles with 234.
 • Started 25 career games, which is the second-highest total on defense.

CB
4



WILLIAM LIKELY • 5-7 • 175 • SO.-1V
 • Totaled a season-high 10 stops against Ohio State.
 • Has three interceptions on the season, which is tied for the Big Ten lead.
 • Ranks second in the conference averaging 1.33 passes defended per game.

S
21



SEAN DAVIS • 6-1 • 200 • JR.-2V
 • Leads the team in tackles with 56.
 • Averaging 9.3 tackles per game, which ranks fifth in the conference.
 • Totaled a career-high 14 tackles against the Buckeyes.

S
20



ANTHONY NIXON • 6-1 • 200 • JR.-2V
 • Has 23 stops and one interception this season.
 • Recorded five tackles and his first pass breakup of the season at IU (9/27).
 • Blocked his first career punt against Syracuse (9/20).

CB
14



JEREMIAH JOHNSON • 5-11 • 193 • SR.-2V
 • Totaled a season-high five tackles against the Buckeyes.
 • Has four passes defended this season.
 • Recorded his first career interception in the season opener against JMU (8/30).

NOTABLES

OLB
7



YANNICK NGAKOUÉ • SO.

- Has 8.5 TFL on the season and is averaging a league-best 1.42 per game.
- Has 19 tackles including three sacks this season.

CB
32



JARRETT ROSS • SO.

- Has appeared in five games this season.
- Tallied a season-high three tackles against IU (9/27).

ILB
35



ALEX TWINE • SR.

- Has 24 tackles this season with 1.0 TFL.
- Has 135 career tackles with 10.0 TFL.

OLB
43



JALEN BROOKS • FR.

- Made his third career start against Ohio State.
- Had a career-high four stops at SU (9/20), with three stops against Indiana (9/27).

SPECIAL TEAMS

K
15



BRAD CRADDOCK • 6-0 • 185 • JR.-2V
 • Lou Groza Watch List.
 • Has made 17 consecutive FG attempts including school record 57-yarder against OSU.

P
18



NATHAN RENFRO • 6-1 • 205 • JR.-2V
 • Averaging 41.7 yards per punt this season.
 • Leads the Big Ten with 13 punts inside the 20.

KR
1



STEFAN DIGGS • 6-0 • 190 • JR.-2V
 • Averaging 24.4 yards per kick return this season, which is tied for first in the Big Ten and 34th nationally.

KR
4



WILLIAM LIKELY • 5-7 • 175 • SO.-1V
 • Averaged 26.0 yards per kick return in 2013.

PR
4



WILLIAM LIKELY • 5-7 • 175 • SO.-1V
 • Averaging 22.0 yards per punt return. That mark leads the Big Ten and ranks fifth nationally.

OFFENSIVE PLAYER STATS WITH CAREER HIGHS

QB - C.J. BROWN - 16

- Ran for three touchdowns and 61 yards against James Madison (8/30). Also tossed a 41-yard touchdown pass to Deon Long and finished with 111 yards passing.
- Completed 17-of-28 passes for 201 yards and two touchdowns against USF (9/6).
- Rushed for 161 yards and one score against West Virginia (9/13). The 161 yards is the second most by a quarterback in school history.
- Completed 19-of-35 passes for 241 yards and one touchdown, a 77-yard throw to Stefon Diggs.
- Racked up 280 yards passing on 16 completions and threw two touchdowns against Syracuse (9/20). Brandon Ross took a Brown screen pass 90 yards for a touchdown, the longest completion of Brown's career.
- Threw for 163 yards and a touchdown on 10 completions against Indiana (9/27). Also ran for 29 yards on seven carries.

BROWN'S CAREER STATS

PASSING

YR.	G-GS	COM	ATT	INT	YDS	TD	LG	PCT
2010	1-0	0	1	0	0	0	0	00.0
2011	10-5	82	166	6	842	7	59	49.4
2013	11-11	166	282	7	2242	13	66	58.9
2014	6-6	84	146	4	1067	7	90	57.5
Totals	28-22	332	595	17	4151	27	90	55.8

RUSHING

YR.	G-GS	ATT	GAIN	LOST	NET	AVG	TD	LP	AVG/G
2010	1-0	1	12	0	12	12.0	0	12	12.0
2011	10-5	79	647	73	574	7.3	5	77	57.4
2013	11-11	140	772	196	576	4.1	12	64	52.4
2014	6-6	64	360	97	263	4.1	5	75	43.8
Totals	28-22	284	1791	366	1425	5.0	21	77	50.9

BROWN'S CAREER HIGHS PASSING

Yards	281 (vs. FIU 8/31/13)
Completions	21 (vs. Syracuse, 11/9/13)
Touchdowns	3 (twice: last vs. Clemson 10/15/11)

BROWN'S CAREER HIGHS RUSHING

Rushes	23 (at Virginia Tech 11/16/13)
Yards	162 (vs. Clemson, 10/15/11)
Touchdowns	3 (at NC State, 11/30/13)

RB - WES BROWN - 4

- Rushed for 81 yards on 13 carries in a win over James Madison (8/30).
- Carried 13 times for 61 yards against USF (9/6).
- Ran for 34 yards on 15 carries against Indiana (9/27).
- Ran for a touchdown against Ohio State (10/4)

BROWN'S CAREER STATS

RECEIVING

YR.	G-GS	REC	YDS	AVG	TD	LP	AVG/G
2012	8-2	5	14	2.8	0	7	1.8
2014	4-0	5	84	16.8	0	38	21.0
Totals	12-2	10	98	9.8	0	38	8.2

RUSHING

YR.	G-GS	ATT	GAIN	LOST	NET	AVG	TD	LP	AVG/G
2012	8-2	90	399	17	382	4.2	2	22	47.8
2014	4-0	43	193	11	182	4.2	0	33	49.3
Totals	12-2	133	592	28	564	4.2	2	33	48.2

BROWN'S CAREER HIGHS RUSHING

Yards	121 (vs. NC State, 10/20/12)
Rushes	25 (vs. NC State, 10/20/12)

BROWN'S CAREER HIGHS RECEIVING

Yards	50 (at Indiana, 9/27/14)
Catches	2 (twice: last at Indiana, 9/27/14)

WR - MALCOLM CULMER - 83

CULMER'S CAREER STATS

RECEIVING

YR.	G-GS	REC	YDS	AVG	TD	LP	AVG/G
2013	12-4	5	59	11.8	0	26	4.9
2014	4-0	1	5	5.0	0	5	1.2
Totals	16-4	6	64	10.7	0	26	4.0

CULMER'S CAREER HIGHS RECEIVING

Receptions	2 (vs. West Virginia, 9/21/13)
Yards	26 (at UConn, 9/14/13)

WR - STEFON DIGGS - 1

- A preseason Biletnikoff, Maxwell, Paul Hornung and Walter Camp Award Watch List Member.
- Caught five passes for 53 yards against James Madison (8/30).
- Grabbed seven balls for 50 yards against USF (9/6).
- Nabbed five balls for 127 yards, including a 77-yard touchdown, against West Virginia (9/13). The TD reception was the longest of his career.
- Caught a team-high six balls for 56 yards against Syracuse (9/20).
- Brought in six balls for 112 yards, including a 29-yard touchdown against Indiana (9/27).
- Brought in a team-high seven catches for 52 yards and a TD against Ohio State (10/4).

DIGGS' CAREER STATS

RECEIVING

YR.	G-GS	REC	YDS	AVG	TD	LP	AVG/G
2012	11-7	54	848	15.7	6	66	77.1
2013	7-7	34	587	17.3	3	66	83.9
2014	6-6	36	450	12.5	3	77	75.0
Totals	24-20	124	1885	15.2	12	77	78.5

RUSHING

YR.	G-GS	ATT	GAIN	LOST	NET	AVG	TD	LP	AVG/G
2012	11-7	20	123	9	114	5.7	0	23	10.4
2013	7-7	7	48	3	45	6.4	0	26	6.4
2014	6-6	1	12	0	12	12.0	0	12	3.0
Totals	24-20	28	183	12	171	6.1	0	26	7.8

RETURNS

YR.	G-GS	KOR	YDS	AVG	TD	PR	YDS	AVG	TD
2012	11-7	25	713	28.5	2	22	221	10.0	0
2013	7-7	12	281	23.4	0	2	-1	-0.5	0
2014	6-6	10	244	24.4	0	0	0	0.0	0
Totals	24-20	47	1238	26.3	2	24	220	9.2	0

DIGGS' CAREER HIGHS RECEIVING

Receptions	11 (at Boston College, 10/27/12)
Yards	179 (vs. Old Dominion, 9/7/13)
Touchdowns	2 (twice: last at West Virginia, 9/22/12)

DIGGS' CAREER HIGHS RETURNING

Punt Return Yards	68 (vs. UConn, 9/15/12)
Long Punt Return	31 (vs. UConn, 9/15/12)
Kickoff Return Yards	147 (at Virginia, 10/13/12)
Long Kickoff Return	100 (at Virginia, 10/13/12)
All-purpose Yards	248 (at North Carolina, 11/24/12)

WR - AMBA ETTA-TAWO - 84

- Made his season debut against James Madison (8/30).

ETTA-TAWO'S CAREER STATS

RECEIVING

YR.	G-GS	REC	YDS	AVG	TD	LP	AVG/G
2013	12-6	31	500	16.1	2	44	41.7
2014	6-0	0	0	0	0	0	0.0
Totals	18-6	31	500	16.1	2	44	33.3

ETTA-TAWO'S CAREER HIGHS RECEIVING

Receptions	6 (twice last vs. Syracuse, 11/9/13)
Yards	109 (vs. Syracuse, 11/9/13)
Touchdowns	1 (twice: last vs. Boston College, 11/23/13)

RB - KENNETH GOINS - 30

- Rushed for a career-high 31 yards against James Madison (8/30).
- Caught a pass for 16 yards against Indiana (9/27).

GOINS'S CAREER STATS

RECEIVING

YR.	G-GS	REC	YDS	AVG	TD	LP	AVG/G
2013	13-4	4	49	12.2	1	17	3.8
2014	6-1	4	33	8.2	1	17	6.6
Totals	19-5	8	82	10.2	2	17	4.6

RUSHING

YR.	G-GS	ATT	GAIN	LOST	NET	AVG	TD	LP	AVG/G
2013	13-4	9	48	0	48	5.3	0	10	3.7
2014	6-1	10	46	5	41	4.1	0	16	6.8
Totals	19-5	19	94	5	89	4.7	0	16	4.7

GOINS' CAREER HIGHS RECEIVING

Yards	17 (vs. Old Dominion, 9/7/13)
-------	-------------------------------

GOINS' CAREER HIGHS RUSHING

Yards	31 (vs. James Madison, 8/30/14)
-------	---------------------------------

WR - MARCUS LEAK - 82

- Caught five passes for 53 yards against James Madison (8/30).
- Caught touchdowns of 10 and 44 yards in a win over USF (9/6).
- Grabbed two balls for 20 yards against West Virginia (9/13).
- Nabbed four receptions, including a 25-yard touchdown, for 93 yards against Syracuse (9/20).
- Caught four passes for 42 yards against Ohio State (10/4).

LEAK'S CAREER STATS

RECEIVING

YR.	G-GS	REC	YDS	AVG	TD	LP	AVG/G
2011	7-2	12	85	7.1	1	15	12.1
2012	7-7	23	393	17.1	2	47	56.1
2014	6-5	16	253	15.8	3	46	42.2
Totals	20-14	51	731	14.3	6	47	36.5

LEAK'S CAREER HIGHS RECEIVING

Yards	94 (vs. NC State, 10/20/12)
Receptions	8 (at Florida State, 10/22/11)
Receiving Touchdowns	2 (at USF, 9/6/14)

WR - DEON LONG - 6

- Caught two passes, including a 41-yard touchdown, against James Madison (8/30).
- Grabbed four balls for 42 yards against USF (9/6).
- Made four receptions for 39 yards against West Virginia (9/13).
- Caught one ball for 13 yards against Syracuse (9/20).
- Nabbed a career high 10 catches for 112 yards in a rout of Indiana (9/27). Also carried the ball once for nine yards.
- Caught six passes for 57 yards against Ohio State (10/4).

LONG'S CAREER STATS

RECEIVING

YR.	G-GS	REC	YDS	AVG	TD	LP	AVG/G
2013	7-6	32	489	15.3	1	47	69.9
2014	5-5	21	250	11.9	1	41	50.0
Totals	12-11	53	739	13.9	2	47	61.6

LONG'S CAREER HIGHS RECEIVING

Yards	110 (vs. FIU, 8/31/13)
Receptions	10 (vs. Indiana, 9/27/14)
Receiving Touchdowns	1 (twice: last vs. James Madison 8/30/14)

RB - ALBERT REID - 5

- Carried the ball five times for 24 yards and a touchdown in a win over James Madison (8/30).
- Started and caught three passes for 22 yards against West Virginia (9/13).

REID'S CAREER STATS

RECEIVING

YR.	G-GS	REC	YDS	AVG	TD	LP	AVG/G
2012	11-2	3	16	5.3	0	11	1.5
2013	13-1	6	62	10.3	1	27	4.8
2014	4-1	6	51	8.5	0	20	17.0
Totals	28-4	15	129	8.6	1	27	4.8

RUSHING

YR.	G-GS	ATT	GAIN	LOST	NET	AVG	TD	LP	AVG/G
2012	11-2	36	103	11	92	2.6	0	19	8.4
2013	13-1	70	320	26	294	4.2	2	38	22.6
2014	4-1	16	58	1	61	3.8	1	12	20.3
Totals	28-4	122	481	38	447	3.7	3	38	16.6

REID'S CAREER HIGHS RUSING

Rushes	15 (vs. Clemson, 10/26/13)
Yards	70 (vs. Clemson, 10/26/13)
Touchdowns	1 (three times: last vs. James Madison 8/30/14)

RB - BRANDON ROSS - 45

- Rushed 16 times for 86 yards and a touchdown against James Madison (8/30).
- Caught five balls for 50 yards, both career highs, against West Virginia (9/13).
- Scored his first career receiving TD on a 90-yard screen pass at Syracuse (9/20).
- Rushed six times for 61 yards and caught a 36-yard touchdown pass at Indiana (9/27).
- Had eight carries for 38 yards and a TD against Ohio State (10/4).

ROSS'S CAREER STATS

RECEIVING

YR.	G-GS	REC	YDS	AVG	TD	LP	AVG/G
2012	6-5	3	-1	-0.3	0	5	-0.2
2013	12-12	18	173	9.6	0	77	14.4
2014	6-5	10	206	20.6	2	90	41.2
Totals	24-22	31	378	12.2	2	90	16.4

RUSHING

YR.	G-GS	ATT	GAIN	LOST	NET	AVG	TD	LP	AVG/G
2012	6-5	85	431	41	390	4.6	1	71	65.0
2013	12-12	166	865	89	776	4.7	4	36	64.7
2014	6-5	43	226	10	216	5.0	2	23	36.0
Totals	24-22	294	1522	140	1382	4.7	7	71	57.6

ROSS' CAREER HIGHS RUSHING

Yards	149 (vs. Old Dominion, 9/7/13)
Rushes	21 (at North Carolina, 11/24/12)
Touchdowns	2 (vs. Virginia, 10/12/13)
All-Purpose Yards	103 (at Syracuse, 9/20/14)

ROSS' CAREER HIGHS RECEIVING

Yards	97 (at Syracuse, 9/20/14)
Receptions	5 (vs. West Virginia, 9/13/14)
Receiving Touchdowns	1 (twice: last at Indiana, 9/27/14)

QB - CALEB ROWE - 7

- Completed 7-of-11 passes for 75 yards and a touchdown against James Madison (8/30).
- Came off the bench for an injured C.J. Brown and completed two passes, including a 26-yard TD pass to Jacquille Veii, against West Virginia (9/13).
- Completed 13 passes for 173 yards, a touchdown and three interceptions against Ohio State (10/4).

ROWE'S CAREER STATS

PASSING

YR.	G-GS	COM	ATT	INT	YDS	TD	LG	PCT
2012	2-1	25	44	3	290	2	66	56.8
2013	7-2	64	131	3	989	5	77	48.9
2014	4-0	34	54	4	489	5	60	63.0
Totals	13-3	123	229	10	1768	12	77	53.7

ROWE'S CAREER HIGHS PASSING

Yards	332 (vs. Virginia, 10/12/13)
Completions	23 (at Boston College, 10/27/12)
Touchdowns	3 (vs. Clemson, 10/26/13)

WR - JACQUILLE VEII - 34

- Caught his first career touchdown pass against West Virginia (9/13).
- Rushed for 42 yards and scampered in from four yards out for his first career rushing touchdown against Syracuse (9/20).
- Rushed once for 11 yards and caught a career high four passes for a career high 78 yards against Ohio State (10/4).

VEII'S CAREER STATS

RECEIVING

YR.	G-GS	REC	YDS	AVG	TD	LP	AVG/G
2013	11-0	5	18	3.6	0	6	1.6
2014	6-0	6	108	18.0	1	60	18.0
Totals	17-0	11	126	11.5	1	60	7.4

RUSHING

YR.	G-GS	ATT	GAIN	LOST	NET	AVG	TD	LP	AVG/G
2013	11-0	39	171	25	146	3.7	0	26	13.3
2014	6-0	11	58	0	58	5.3	1	15	9.7
Totals	17-0	50	187	25	1204	4.1	1	26	12.0

VEII'S CAREER HIGHS RECEIVING

Receptions	4 (vs. Ohio State, 10/4/14)
Yards	78 (vs. Ohio State, 10/4/14)

VEII'S CAREER HIGHS RUSHING

Rushes	10 (vs. Old Dominion, 9/7/13)
Yards	53 (vs. FIU, 8/31/13)

WR - JUWANN WINFREE - 81

- Caught his first career pass for a touchdown at Indiana (9/27).

WINFREE'S CAREER STATS

RECEIVING

YR.	G-GS	REC	YDS	AVG	TD	LP	AVG/G
2014	3-0	1	30	30.0	1	30	15.0
Totals	3-0	1	30	30.0	1	30	15.0

WINFREE'S CAREER HIGHS RECEIVING

Receptions	1 (at Indiana, 9/27/14)
Yards	30 (at Indiana, 9/27/14)
Touchdowns	1 (at Indiana, 9/27/14)

DEFENSIVE PLAYER STATS WITH CAREER HIGHS

DL - KEITH BOWERS - 91

- Notched six tackles and a TFL against West Virginia (9/13).
- Recorded three tackles and started his first game of the season against Syracuse (9/20).
- Totaled three tackles against Indiana (9/27).
- Made seven stops and notched 0.5 TFL against Ohio State (10/4).

BOWERS'S CAREER STATS

YR.	G-GS	UT	AT	TOT	TFL-YDS	PBU	FF	FR	INT	SACKS
2011	12-11	14	22	36	6.0-34	0	0	1	0-0	2.5-23
2012	9-0	5	6	11	2.0-10	1	0	0	0-0	1.0-6
2013	13-9	12	20	32	0.0-0	0	0	0	0-0	0.0-0
2014	6-3	14	10	24	2.5-5	0	0	0	0-0	0.0-0
Totals	40-24	45	58	103	10.5-49	1	0	1	0-0	3.5-29

BOWERS' CAREER HIGHS

Tackles	9 (twice: last vs. Virginia, 10/12/13)
TFL	2.0 (vs. Boston College, 10/29/11)
Sacks	1.0 (four times: last at North Carolina, 11/24/12)

DL - ROMAN BRAGLIO - 90

- Recorded his first sack of the season against Indiana (9/27).

BRAGLIO'S CAREER STATS

YR.	G-GS	UT	AT	TOT	TFL-YDS	PBU	FF	FR	INT	SACKS
2013	10-1	4	2	6	3.5-18	0	0	0	0-0	2.0-12
2014	6-0	3	3	6	1.5-6	0	0	1	0-0	1.5-6
Totals	16-1	7	5	12	5.0-24	0	0	1	0-0	3.5-18

BRAGLIO'S CAREER HIGHS

Tackles	2 (twice: last vs. West Virginia, 9/13/14)
TFL	1.0 (at Wake Forest, 10/19/13)
Sacks	1.0 (twice: last at Indiana, 9/27/14)

LB - JALEN BROOKS - 43

- Made his season debut against Syracuse (9/20).
- Recorded three stops and 0.5 TFL and a pass break-up against Indiana (9/27).

BROOKS' CAREER STATS

YR.	G-GS	UT	AT	TOT	TFL-YDS	PBU	FF	FR	INT	SACKS
2013	0-0	0	0	0	0.0-0	0	0	0	0-0	0.0-0
2014	6-3	6	5	11	0.0-0	0	0	0	0-0	0.0-0
Totals	6-3	6	5	11	0.0-0	0	0	0	0-0	0.0-0

BROOKS' CAREER HIGHS

Tackles	4 (at Syracuse, 9/20/14)
---------	--------------------------

LB - JERMAINE CARTER - 23

- Made his season debut against Syracuse (9/20).
- Recorded three stops and 0.5 TFL and a pass break-up against Indiana (9/27).

CARTER'S CAREER STATS

YR.	G-GS	UT	AT	TOT	TFL-YDS	PBU	FF	FR	INT	SACKS
2013	0-0	0	0	0	0.0-0	0	0	0	0-0	0.0-0
2014	5-0	12	4	16	0.0-0	0	1	0	0-0	0.0-0
Totals	5-0	12	4	16	0.0-0	0	1	0	0-0	0.0-0

CARTER'S CAREER HIGHS

Tackles	6 (vs. West Virginia, 9/13/14)
---------	--------------------------------

LB - YANNIK CUDJOE-VIRGIL - 51

- Made his season debut against Syracuse (9/20).
- Recorded three stops and 0.5 TFL and a pass break-up against Indiana (9/27).
- Notched four tackles and recorded his first sack of the season against Ohio State (10/4).

CUDJOE-VIRGIL'S CAREER STATS

YR.	G-GS	UT	AT	TOT	TFL-YDS	PBU	FF	FR	INT	SACKS
2013	6-1	8	10	18	3.5-24	0	0	0	1-0	3.0-24
2014	3-0	5	3	8	1.5-8	1	0	0	0-0	1.0-7
Totals	9-1	13	13	26	5.0-32	1	0	0	1-0	4.0-31

CUDJOE-VIRGIL'S CAREER HIGHS

Tackles	7 (twice: last at UConn, 9/14/13)
TFL	3.0 (at UConn, 9/14/13)
Sacks	2.5 (at UConn, 9/14/13)

DB - ZACH DANCEL - 22

DANCEL'S CAREER STATS

YR.	G-GS	UA	A	TOT	TFL-YDS	PBU	FF	FR	INT	SACKS
2013	12-0	4	7	11	0.0-0	0	0	0	0-0	0.0-0
2014	5-0	5	2	7	0.0-0	1	0	0	0-0	0.0-0
Totals	17-0	9	9	18	0.0-0	1	0	0	0-0	0.0-0

DANCEL'S CAREER HIGHS

Tackles	3 (vs. West Virginia, 9/13/14)
---------	--------------------------------

DB - SEAN DAVIS - 21

- Had 10 total tackles in a victory over James Madison (8/30).
- Recorded six tackles against USF (9/6).
- Notched a career-high 13 tackles against West Virginia (9/13).
- Totaled nine tackles and a TFL against Syracuse (9/20).
- Racked up four stops against Indiana (9/27).
- Recorded 14 tackles, including a team-high seven solo stops, against Ohio State (10/4).

DAVIS'S CAREER STATS

YR.	G-GS	UA	A	TOT	TFL-YDS	PBU	FF	FR	INT	SACKS
2012	12-2	8	5	13	0.0-0	0	0	1	0-0	0.0-0
2013	13-13	62	40	102	1.5-7	3	0	1	2-23	0.5-3
2014	6-6	37	19	56	2.0-3	2	0	0	0-0	0.0-0
Totals	31-21	107	64	171	3.5-10	5	0	2	2-23	0.5-3

DAVIS'S CAREER HIGHS

Tackles	13 (vs. West Virginia, 9/13/14)
Interceptions	1 (twice: last vs. Old Dominion, 9/7/13)

LB - COLE FARRAND - 47

- Racked up five tackles and recorded a TFL against USF (9/6).
- Totaled nine tackles and recovered a fumble against West Virginia (9/13).
- Recorded a game-high 19 stops, including 11 solo stops, 1.5 TFL and a pass break-up at Indiana (9/27) to earn Big Ten Defensive Player of the Week.
- Notched a team-high 17 tackles and 1.0 TFL against Ohio State (10/4).

FARRAND'S CAREER STATS

YR.	G-GS	UA	A	TOT	TFL-YDS	PBU	FF	FR	INT	SACKS
2011	9-0	2	1	3	0.0-0	0	0	0	0-0	0.0-0
2012	12-11	47	31	78	6.0-12	3	3	1	0-0	0.0-0
2013	11-8	39	45	84	4.5-7	0	1	0	0-0	0.5-4
2014	6-4	27	25	52	4.0-9	2	0	1	0-0	0.0-0
Totals	38-23	115	102	217	14.5-31	5	4	2	0-0	0.5-4

FARRAND'S CAREER HIGHS

Tackles	23 (vs. Clemson, 10/26/13)
TFL	2.0 (vs. William & Mary, 9/1/12)
Sacks	0.5 (vs. Clemson, 10/26/13)

LB - L.A. GOREE - 53

- Notched a game-high 14 stops in a win over James Madison (8/30).
- Made six stops against USF (9/6).
- Totaled nine tackles at Indiana (9/27).
- Recorded 14 tackles and a TFL against Ohio State (10/4).

GOREE'S CAREER STATS

YR.	G-GS	UA	A	TOT	TFL-YDS	PBU	FF	FR	INT	SACKS
2011	12-7	30	30	60	6.0-34	1	1	1	1-(-1)	3.5-28
2012	8-0	33	13	46	3.0-4	1	1	0	0-0	0.0-0
2013	12-3	39	37	76	4.5-6	1	1	0	0-0	1.0-2
2014	5-5	30	22	52	2.0-1	0	0	0	0-0	0.0-0
Totals	37-15	132	102	234	15.5-45	3	3	1	1-(-1)	4.5-30

GOREE'S CAREER HIGHS

Tackles	16 (vs. Virginia, 10/12/13)
TFL	2.0 (at Clemson, 11/10/12)
Sacks	1.0 (vs. Old Dominion, 9/7/13)

DB - ALVIN HILL - 27

- Nabbed his first career interception against USF (9/6).
- Notched five tackles and a PBU against West Virginia (9/13).
- Out for the season with an injury.

HILL'S CAREER STATS

YR.	G-GS	UA	A	TOT	TFL-YDS	PBU	FF	FR	INT	SACKS
2012	6-1	1	0	1	1.0-5	0	0	0	0-0	0.0-0
2013	12-2	14	10	24	0.0-0	2	0	0	0-0	0.0-0
2014	4-4	8	5	13	0.0-0	3	1	0	1-0	0.0-0
Totals	22-7	23	15	38	1.0-5	5	1	0	1-0	0.0-0

HILL'S CAREER HIGHS

Tackles	5 (twice: vs. West Virginia, 9/13/14)
Interceptions	1 (at USF, 9/6/14)

DL - QUINTON JEFFERSON - 99

- Recorded two tackles against James Madison (8/30).
- Totaled five tackles and a sack against West Virginia (9/13).
- Out for the season with an injury.

JEFFERSON'S CAREER STATS

YR.	G-GS	UA	A	TOT	TFL-YDS	PBU	FF	FR	INT	SACKS
2012	10-0	6	7	13	0.5-1	0	1	2	0-0	0.0-0
2013	13-13	19	28	47	7.5-32	0	1	0	0-0	3.0-18
2014	3-3	4	4	8	1.0-10	0	0	0	0-0	1.0-10
Totals	26-4	26	37	63	9.0-43	0	2	2	0-0	4.0-28

JEFFERSON'S CAREER HIGHS

Tackles	7 (vs. FIU, 8/31/13)
TFL	2.0 (at Virginia Tech, 11/16/13)
Sacks	2.0 (at Virginia Tech, 11/16/13)

DB - JEREMIAH JOHNSON - 14

- Recorded his first career interception against James Madison (8/30).
- Notched four tackles against West Virginia (9/13).
- Started his first game of the season and recorded two tackles and a PBU against Indiana (9/27).
- Notched five tackles against Ohio State (10/4).

JOHNSON'S CAREER STATS

YR.	G-GS	UA	A	TOT	TFL-YDS	PBU	FF	FR	INT	SACKS
2011	9-0	4	1	5	0.0-0	0	0	0	0-0	0.0-0
2012	12-12	32	11	43	5.0-30	8	1	0	0-0	1.5-12
2013	2-2	1	1	2	1.0-3	0	0	0	0-0	0.0-0
2014	6-2	12	4	16	0.0-0	3	0	0	1-0	0.0-0
Totals	28-15	49	17	66	6.0-33	11	1	0	1-0	1.5-12

JOHNSON'S CAREER HIGHS

Tackles	7 (last vs. NC State, 10/20/12)
Interceptions	1 (vs. James Madison, 8/30/14)
Sacks	1.5 (vs. William & Mary, 9/1/12)

DL - DARIUS KILGO - 97

- Recorded five tackles against James Madison (8/30).
- Notched four tackles, one sack and recovered a fumble against West Virginia (9/13).
- Totaled three tackles, nabbed 0.5 TFL and recovered a fumble against Syracuse (9/20).
- Recorded 2.0 TFL against Indiana (9/27).
- Made five tackles and recorded a TFL against Ohio State (10/4).

KILGO'S CAREER STATS

YR.	G-GS	UA	A	TOT	TFL-YDS	PBU	FF	FR	INT	SACKS
2011	5-0	4	1	5	0.0-0	0	0	0	0-0	0.0-0
2012	12-11	23	17	40	5.0-19	1	1	1	0-0	1.5-11
2013	13-12	16	21	37	6.5-22	1	0	1	0-0	2.0-13
2014	6-6	14	6	20	5.0-17	0	0	2	0-0	1.0-4
Totals	35-28	57	45	102	16.5-58	2	1	4	0-0	3.5-24

KILGO'S CAREER HIGHS

Tackles	8 (at UConn, 9/14/13)
Sacks	1.0 (four times: last vs. West Virginia, 9/13/14)

DB - WILLIAM LIKELY - 4

- Notched four tackles and his first career sack against James Madison (8/30).
- Totaled six tackles in a win over USF (9/6).
- Was all over the field against West Virginia (9/13), recording eight tackles, an interception and a forced fumble.
- Also returned a punt 69 yards for a touchdown against the Mountaineers.
- Had a standout performance against Syracuse (9/20), taking an interception back 88 yards for a touchdown and totaling a team high eight tackles and one TFL.
- Was named Big Ten Defensive Player of the Week and Jim Thorpe Defensive Back of the Week for his performance against the Orange.
- Notched five stops, his third interception of the season and two PBUs against Indiana.
- Totaled 10 tackles against Ohio State (10/4).

LIKELY'S CAREER STATS

DEFENSE

YR.	G-GS	UA	A	TOT	TFL-YDS	PBU	FF	FR	INT	SACKS
2013	13-11	51	19	70	4.5-11	6	0	0	1-0	0.0-0
2014	6-6	36	6	42	3.0-24	5	1	0	3-89	1.0-15
Totals	19-17	87	25	112	7.5-35	11	1	0	4-89	1.0-15

RETURNS

YR.	G-GS	KOR	YDS	AVG	TD	PR	YDS	AVG	TD
2013	13-11	28	729	26.0	0	16	205	12.8	1
2014	6-6	0	0	0.0	0	8	176	22.0	1
Totals	19-17	28	729	26.0	0	24	381	15.9	2

LIKELY'S CAREER HIGHS DEFENSE

Tackles	11 (at NC State, 11/30/13)
Interceptions	1 (three times: last vs. Indiana, 9/27/14)
Sacks	1.0 (vs. James Madison (8/30))
TFL	1.0 (fives times: last at USF (9/6))

LIKELY'S CAREER HIGHS RETURNING

Punt Return Yards	106 (at Virginia Tech, 11/16/13)
Long Punt Return	69 (vs. West Virginia, 9/13/14)
Kickoff Return Yards	110 (at UConn, 9/14/13)
Long Kickoff Return	51 (at NC State, 11/30/13)
All-purpose Yards	179 (at Virginia Tech, 11/16/13)

DL - ANDRE MONROE - 93

- Recorded five total tackles against James Madison (8/30).
- Notched a team-high eight tackles, a sack and 1.5 TFL against USF (9/6).
- Recorded nine tackles and a sack against West Virginia (9/13).
- Totaled three tackles, recorded a sack and forced a fumble against Syracuse (9/20).
- Notched 2.0 sacks to go along with his five tackles against Ohio State (10/4).

MONROE'S CAREER STATS

YR.	G-GS	UA	A	TOT	TFL-YDS	PBU	FF	FR	INT	SACKS
2011	9-4	7	11	18	7.5-40	0	0	0	0-0	5.0-36
2013	13-4	25	17	42	17.0-80	1	2	0	0-0	9.5-58
2014	6-6	19	17	36	6.0-42	0	1	0	0-0	5.0-40
Totals	28-14	51	45	96	30.5-162	1	3	0	0-0	19.5-134

MONROE'S CAREER HIGHS

Tackles	10 (vs. Marshall, 12/27/13)
Sacks	3.0 (at Virginia Tech, 11/16/13)
TFL	3.5 (at Virginia Tech, 11/16/13)

LB - YANNICK NGAKOUE - 7

- Totaled a career-high five tackles against James Madison (8/30).
- Nabbed a sack and 3.0 TFL against USF (9/6).
- Made the most of his four stops against West Virginia (9/13), recording 3.0 TFL.
- Notched a sack against Indiana (9/27).
- Recorded a sack against Ohio State (10/4).

NGAKOUE'S CAREER STATS

YR.	G-GS	UA	A	TOT	TFL-YDS	PBU	FF	FR	INT	SACKS
2013	13-0	6	4	10	4.5-12	0	1	0	1-3	2.0-8
2014	6-6	14	5	19	8.5-47	2	0	0	0-0	3.0-20
Totals	19-6	20	9	29	13.0-59	2	1	0	1-3	4.0-28

NGAKOUE'S CAREER HIGHS

Tackles	5 (three times: last vs. James Madison, 8/30/14)
TFL	3.0 (three times: last vs. West Virginia, 9/13/14)
Sacks	1.0 (twice: last at USF, 9/6/14)

DB - ANTHONY NIXON - 20

- Nabbed an interception against James Madison (8/30).
- Notched eight tackles against West Virginia (9/13).
- Racked up five tackles and a PBU against Indiana (9/27).

NIXON'S CAREER STATS

YR.	G-GS	UA	A	TOT	TFL-YDS	PBU	FF	FR	INT	SACKS
2012	12-5	26	15	41	0.0-0	3	0	2	1-21	0.0-0
2013	11-11	38	22	60	3.0-8	0	0	0	0-0	1.0-5
2014	6-6	11	12	23	0.0-0	1	0	0	1-2	0.0-0
Totals	29-23	75	49	124	3.0-8	4	0	2	2-23	1.0-5

NIXON'S CAREER HIGHS

Tackles	12 (vs. Virginia, 10/12/13)
Sacks	1.0 (at NC State, 11/30/13)
Interceptions	1 (vs. Virginia, 10/12/13)

LB - MATT ROBINSON - 40

- Totaled six tackles against James Madison (8/30).

ROBINSON'S CAREER STATS

YR.	G-GS	UA	A	TOT	TFL-YDS	PBU	FF	FR	INT	SACKS
2010	13-1	18	11	29	0.0-0	0	2	0	0.0	0.0-0
2011	3-3	24	12	36	2.0-4	1	0	0	0-0	0.0-0
2012	5-5	21	5	26	1.0-6	1	1	0	1-19	0.0-0
2013	11-10	43	30	73	10.0-30	4	1	2	0-0	0.5-3
2014	3-3	4	6	10	0.5-1	2	0	0	0-0	0.0-0
Totals	35-22	110	64	174	13.5-41	9	4	2	1-19	0.5-3

ROBINSON'S CAREER HIGHS

Tackles	17 (at NC State, 11/30/13)
TFL	3.5 (at NC State, 11/30/13)

LB - ALEX TWINE - 35

- Made seven stops and forced a fumble against James Madison (8/30).
- Nabbed four tackles against USF (9/6).
- Notched nine tackles and a TFL against West Virginia (9/13).
- Recorded four tackles against Syracuse (9/20).

TWINE'S CAREER STATS

YR.	G-GS	UA	A	TOT	TFL-YDS	PBU	FF	FR	INT	SACKS
2011	11-4	23	21	44	4.5-23	3	0	1	0-0	1.0-0
2012	12-5	12	6	18	2.0-6	1	0	0	0-0	0.0-0
2013	11-3	26	23	49	2.5-9	1	1	1	0-0	0.0-0
2014	4-3	19	5	24	1.0-1	1	1	0	0-0	0.0-0
Totals	38-15	80	55	135	10.0-39	6	2	2	0-0	1.0-0

TWINE'S CAREER HIGHS

Tackles	12 (vs. Notre Dame, 11/12/11)
TFL	3.0 (vs. Notre Dame, 11/12/11)
Sacks	1.0 (vs. Notre Dame, 11/12/11)

SPECIAL TEAMS

K - BRAD CRADDOCK - 15

- Knocked in a 49-yard field goal against James Madison (8/30).
- Hit a 23-yard field goal against USF (9/6).
- Connected on field goals from 30, 41 and 46 yards against West Virginia (9/13).
- Hit field goals from 31 and 44 yards against Syracuse (9/20).
- Booted two field goals from 48 yards and one from 30 yards against Indiana (9/27). Named Lou Groza Top Star for his performance against the Hoosiers.
- Set a school record with a 57-yard field goal against Ohio State (10/4).

CRADDOCK'S CAREER STATS

YR.	G-GS	FGM-FGA	LG	PATS	TB	PTS
2012	12-12	10-16	52	23-25	5	53
2013	13-13	21-25	50	37-38	12	100
2014	6-6	11-11	57	25-25	18	55
Totals	31-31	42-52	57	82-85	35	211

CRADDOCK'S CAREER HIGHS

Field Goals	3 (five times: last at Indiana, 9/27/14)
Long Field Goal	57 (vs. Ohio State, 10/4/14)
Points Scored	13 (twice: last vs. West Virginia, 9/21/13)
PATs	7 (vs. James Madison, 8/30/14)

P - NATHAN RENFRO - 18

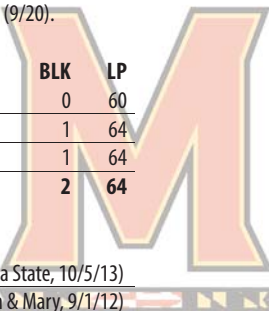
- Averaged 47.0 yard per punt and hit a career-long 64 yarder against USF (9/6).
- Booted seven punts with an average of 47.9 yards and tied his career high with a 64 yarder against West Virginia (9/13).
- Averaged 44.7 yards per punt and hit three inside the 20 against Syracuse (9/20).

RENFRO'S CAREER STATS

YR.	G-GS	Punts	YDS	AVG	TB	FC	+50	I20	BLK	LP
2012	12-12	75	2974	39.7	5	17	6	15	0	60
2013	13-13	75	3063	40.8	9	20	10	18	1	64
2014	6-6	34	1418	41.7	5	5	10	13	1	64
Totals	31-31	184	7455	40.5	19	42	26	46	2	64

RENFRO'S CAREER HIGHS

Most Punts	11 (at Florida State, 10/5/13)
Punting Average	53.0 yards on four punts (vs. William & Mary, 9/1/12)
Longest Punt	64 yards (three times: last vs. West Virginia, 9/13/14)



NUMERICAL ROSTER

No.	Name	Pos.	Ht.	Wt.	Cl.	Exp.	Hometown (High School/Last School)
1	Stefon Diggs	WR	6-0	190	Jr.	2V	Gaithersburg, Md. (Good Counsel HS)
2 (d)	Shane Cockerille	QB	6-2	215	Fr.	RS	Baltimore, Md. (Gilman School)
2 (d)	Milan Collins	DB	6-1	207	Fr.	RS	LaPlata, Md. (Bishop McNamara HS)
3 (d)	Milan Barry-Pollock	DB	5-11	195	So.	SQ	Baltimore, Md. (Eastern Technical HS)
3 (d)	Adam Greene	PK	5-11	195	Fr.	RS	Arnold, Md. (Broadneck HS)
4 (d)	Wes Brown	RB	6-0	210	So.	1V	Baltimore, Md. (Good Counsel HS)
4 (d)	William Likely	DB	5-7	175	So.	1V	Belle Glade, Fla. (Glades Central HS)
5	Albert Reid	RB	5-9	207	Jr.	2V	Washington, D.C. (Friendship Collegiate Academy)
6 (d)	Deon Long	WR	6-0	185	Sr.	1V	Washington, D.C. (Dunbar HS/Iowa Western)
6 (d)	Zac Morton	RB	5-10	175	Fr.	HS	Bethesda, Md. (Whitman HS)
7 (d)	Yannick Ngakoue	LB	6-2	250	So.	1V	Bowie, Md. (Friendship Collegiate)
7 (d)	Caleb Rowe	QB	6-3	215	Jr.	2V	Landrum, S.C. (Blue Ridge HS)
8	Levern Jacobs	WR	5-11	180	Jr.	2V	Temple Hills, Md. (Suitland HS/Milford Academy)
9	Tyler Burke	LB	6-3	240	Fr.	HS	Coatesville, Pa. (Coatesville HS)
10	Will Ulmer	WR	6-0	190	Fr.	HS	Laurel, Md. (St. John's College HS)
11 (d)	Denzel Conyers	DB	6-3	210	Jr.	TR	St. Petersburg, Fla. (Boca Ciega HS/Butte College)
11 (d)	Perry Hills	QB	6-2	215	So.	RS	Pittsburgh, Pa. (Central Catholic HS)
12	Taivon Jacobs	WR	5-9	160	Fr.	RS	Camp Spring, Md. (Suitland HS)
13	DeAndre Lane	WR	5-7	175	So.	SQ	Catonsville, Md. (Catonsville Senior HS)
14	Jeremiah Johnson	DB	5-11	193	Sr.	2V	Forestville, Md. (Suitland HS)
15	Brad Craddock	PK/P	6-0	185	Jr.	2V	Adelaide, Australia (Tabor Christian College)
16	C.J. Brown	QB	6-3	218	Gr.	2V	Cranberry Twp., Pa. (Seneca Valley HS)
17	Josh Woods	DB	6-1	190	Fr.	HS	Baltimore, Md. (McDonogh School)
18	Nathan Renfro	P/PK	6-1	205	Jr.	2V	Brentwood, Tenn. (Brentwood Academy)
19	A.J. Hendy	DB	6-0	200	Sr.	3V	Bowie, Md. (Bowie HS)
20	Anthony Nixon	DB	6-1	200	Jr.	2V	Pittsburgh, Pa. (Central Catholic HS)
21	Sean Davis	DB	6-1	200	Jr.	2V	Washington, D.C. (Maret School)
22	Zach Dancel	DB	6-0	205	Jr.	1V	Ellicott City, Md. (Good Counsel HS/New Mexico)
23	Jermaine Carter, Jr.	LB	6-0	240	Fr.	RS	Fort Washington, Md. (Friendship Collegiate)
24 (d)	Daniel Ezeagwu	DB	6-0	205	Fr.	HS	Stafford, Va. (Colonial Forge HS)
24 (d)	J.T. Ventura	DB	6-1	200	Fr.	RS	Holidaysburg, Pa. (Holidaysburg Area HS)
25	Antwaine Carter	DB	6-1	180	Fr.	HS	Waldorf, Md. (Westlake HS)
26	Undray Clark	DB	5-9	195	Jr.	SQ	Miami, Fla. (Felix Varela HS)
27	Alvin Hill	DB	5-11	195	Jr.	1V	Locust Grove, Ga. (Luella HS)
29 (d)	Joe Riddle	RB	6-0	210	So.	1V	Frederick, Md. (Linganore HS)
29 (d)	Michael Tart	PK/P	6-2	200	Sr.	1V	Charlotte, N.C. (Mallard Creek HS)
30	Kenneth Goins, Jr.	RB	5-9	233	So.	1V	Baltimore, Md. (Gilman School)
31	Nnamdi Egbuaba	LB	6-0	216	Fr.	HS	Baltimore, Md. (St. Frances Academy)
32	Jarrett Ross	DB	5-9	205	So.	1V	Newark, Del. (Charter School of Wilmington)
33 (d)	Andrew Stefanelli	RB	5-10	230	So.	SQ	Rockville, Md. (Good Counsel HS/Temple)
33 (d)	Michael Washington	DB	5-9	180	Sr.	SQ	Capitol Heights, Md. (DeMatha Catholic HS)
34	Jacquille Veii	WR	5-9	187	So.	1V	Gaithersburg, Md. (The Avalon School)
35	Alex Twine	LB	6-0	235	Sr.	3V	Gaithersburg, Md. (Quince Orchard HS)
36	Elvis Dennah	DB	6-2	210	Fr.	RS	Lanham, Md. (Annapolis Area Christian School)
37	Avery Thompson	LB	6-2	230	Jr.	2V	Chesapeake, Va. (Grassfield HS)
38 (d)	Rashid Conteh	DB	5-11	185	Sr.	1V	Alexandria, Va. (Williams HS/Oklahoma State)
38 (d)	Lee Shrader	P	6-1	180	Fr.	HS	Newport News, Va. (Warwick HS)
39	Cavon Walker	LB	6-2	240	So.	1V	Washington, D.C. (Friendship Collegiate)
40	Matt Robinson	LB	6-3	245	Sr.	3V	Columbia, Md. (Atholton HS)
41	Jesse Aniebonam	LB	6-3	240	Fr.	HS	Silver Spring, Md. (Good Counsel HS)
42 (d)	Brock Dean	LB	6-0	225	So.	SQ	Harrisburg, Pa. (Bishop McDevitt HS)
42 (d)	Tehuti Miles	RB	5-10	205	So.	SQ	Hammonton, N.J. (Hammonton HS)
43	Jalen Brooks	LB	6-1	230	Fr.	RS	Suwanee, Ga. (Gwinnett HS)
44	Andrew Isaacs	TE	6-2	245	So.	1V	Manchester, Conn. (Manchester HS)
45	Brandon Ross	RB	5-10	210	Jr.	1V	Newark, Del. (Charter School of Wilmington)
46	Abner Logan	LB	6-1	240	So.	1V	Cambridge, Mass. (Dexter School)
47	Cole Farrand	LB	6-3	245	Sr.	3V	Green Pond, N.J. (Pope John XXIII HS)
48	Derrick Hayward	TE	6-5	235	Fr.	RS	Salisbury, Md. (Wicomico HS)
49 (d)	Tyler Cierski	RB	5-11	280	Sr.	2V	Dacula, Ga. (Mill Creek HS)
49 (d)	Ruben Franco	DL	6-5	260	So.	RS	Montgomery, Texas (Montgomery HS)
50	Evan Mulrooney	OL	6-4	295	Jr.	2V	Wilmington, Del. (Salesianum HS)
51	Yannik Cudjoe-Virgil	LB	6-2	250	Sr.	1V	Baltimore, Md. (Towson HS/Seton Hill University)
52	Malik Jones	DL	6-4	265	Fr.	RS	Baltimore, Md. (Paul L. Dunbar HS)

ALPHABETICAL ROSTER

No.	Name	Pos.
80	Adams, Daniel	WR
56 (d)	Adams, Nate	LS
73	Agarwa, Banks	OL
68	Altamirano, Silvano	OL
41	Aniebonam, Jesse	LB
3 (d)	Barry-Pollock, Milan	DB
91	Bowers, Keith	DL
90	Braglio, Roman	DL
43	Brooks, Jalen	LB
16	Brown, C.J.	QB
4 (d)	Brown, Wes	RB
9	Burke, Tyler	LB
92	Burkett, Chandler	LB
59	Carpenter, Christian	LS
25	Carter, Antwaine	DB
23	Carter, Jr., Jermaine	LB
70	Christie, Sean	OL
49 (d)	Cierski, Tyler	RB
26	Clark, Undray	DB
2 (d)	Cockerille, Shane	QB
2 (d)	Collins, Milan	DB
65	Conaboy, Sal	OL
38 (d)	Conteh, Rashid	DB
11 (d)	Conyers, Denzel	DB
15	Craddock, Brad	PK/P
51	Cudjoe-Virgil, Yannik	LB
83	Culmer, Malcolm	WR
22	Dancel, Zach	DB
21	Davis, Sean	DB
42 (d)	Dean, Brock	LB
36	Dennah, Elvis	DB
1	Diggs, Stefon	WR
55	Doyle, Ryan	OL
54	Dulaney, JaJuan	OL
76	Dunn, Michael	OL
31	Egbuaba, Nnamdi	LB
84	Etta-Tawo, Amba	WR
24 (d)	Ezeagwu, Daniel	DB
47	Farrand, Cole	LB
49 (d)	Franco, Ruben	DL
88	Gallo, P.J.	TE
56 (d)	Gillespie, Matt	LB
30	Goins, Jr., Kenneth	RB
53	Goree, L.A.	LB
86	Gray, Andrew	TE
75	Gray, Derwin	OL
3 (d)	Greene, Adam	PK
60	Grommer, Stephen	OL
48	Hayward, Derrick	TE
19	Hendy, A.J.	DB
27	Hill, Alvin	DB
11 (d)	Hills, Perry	QB
44	Isaacs, Andrew	TE
8	Jacobs, Levern	WR
12	Jacobs, Taivon	WR
99	Jefferson, Quinton	DL
14	Johnson, Jeremiah	DB
52	Jones, Malik	DL
97	Kilgo, Darius	DL
96	Kulka, Brett	DL
13	Lane, DeAndre	WR
82	Leak, Marcus	WR
4 (d)	Likely, William	DB

2014 MARYLAND FOOTBALL

No.	Name	Pos.	No.	Name	Pos.	Ht.	Wt.	Cl.	Exp.	Hometown (High School/Last School)
46	Logan, Abner	LB	53	L.A. Goree	LB	6-2	245	Sr.	3V	Bowie, Md. (C.H. Flowers HS/Fork Union Military Academy)
6 (d)	Long, Deon	WR	54	Jajuan Dulaney	OL	6-2	295	Fr.	RS	Powder Springs, Ga. (McEachern HS)
69	Marchese, Joe	OL	55	Ryan Doyle	OL	6-4	300	Jr.	1V	Wake Forest, N.C. (Wake Forest-Rolesville HS)
87	McMahon, Brian	TE	56 (d)	Nate Adams	LS	6-2	220	Fr.	HS	Phoenix, Ariz. (Greenway HS)
42 (d)	Miles, Tehuti	RB	56 (d)	Matt Gillespie	LB	6-1	240	Fr.	HS	Towson, Md. (Loyola Blakefield)
63	Minter, Mike	OL	57	Kingsley Opara	DL	6-3	290	Fr.	RS	Jacksonville, Fla. (Mandarin HS)
93	Monroe, Andre	DL	58	Damian Prince	OL	6-3	320	Fr.	HS	Washington, D.C. (Bishop McNamara HS)
64	Moore, Brendan	OL	59	Christian Carpenter	LS	5-11	220	So.	1V	Brentwood, Tenn. (Brentwood Academy)
6 (d)	Morton, Zac	RB	60	Stephen Grommer	OL	6-4	295	Jr.	SQ	Spartanburg, S.C. (Spartanburg HS)
50	Mulrooney, Evan	OL	61	Jake Wheeler	OL	6-7	310	Sr.	2V	Hollywood, Fla. (American Heritage HS)
98	Murphy, Clarence	LB	63	Mike Minter	OL	6-3	300	Fr.	RS	Severna Park, Md. (Severna Park HS)
77	Myers, Spencer	DL	64	Brendan Moore	OL	6-3	280	Fr.	HS	Austin, Texas (Westwood HS)
7 (d)	Ngakoue, Yannick	LB	65	Sal Conaboy	OL	6-3	295	Sr.	3V	Clarks Summit, Pa. (Abington Heights HS)
20	Nixon, Anthony	DB	66	Andrew Zeller	OL	6-4	300	Jr.	2V	Red Lion, Pa. (Red Lion Senior HS)
57	Opara, Kingsley	DL	67	David Shaw	DL	6-4	290	Fr.	HS	Spring Grove, Pa. (Spring Grove HS)
58	Prince, Damian	OL	68	Silvano Altamirano	OL	6-2	290	Sr.	SQ	San Diego, Calif. (Mt. Carmel HS/San Diego Mesa College)
5	Reid, Albert	RB	69	Joe Marchese	OL	6-3	275	Fr.	RS	Vernon Hills, Ill. (Adlai E. Stevenson HS)
18	Renfro, Nathan	P/PK	70	Sean Christie	OL	6-4	310	Fr.	HS	Medford, N.Y. (Patchogue-Medford HS)
29 (d)	Riddle, Joe	RB	71	Michael Schmitt	OL	6-3	245	Sr.	SQ	Bel Air, Md. (Bel Air HS)
40	Robinson, Matt	LB	73	Banks Agarwa	OL	6-5	235	Fr.	HS	Greenbelt, Md. (Eleanor Roosevelt HS)
89	Roca, Eric	TE	75	Derwin Gray	OL	6-5	300	Fr.	HS	Washington, D.C. (Friendship Collegiate/Fork Union Military Academy)
45	Ross, Brandon	RB	76	Michael Dunn	OL	6-5	300	So.	1V	Bethesda, Md. (Whitman HS)
32	Ross, Jarrett	DB	77	Spencer Myers	DL	6-4	275	Sr.	SQ	Selinsgrove, Pa. (Selinsgrove HS)
7 (d)	Rowe, Caleb	QB	78	Ty Tucker	DL	6-2	260	So.	SQ	Walkersville, Md. (Walkersville HS)
71	Schmit, Michael	OL	79	Maurice Shelton	OL	6-3	290	So.	SQ	Greenbelt, Md. (Eleanor Roosevelt HS)
67	Shaw, David	DL	80	Daniel Adams	WR	6-2	210	Jr.	SQ	Washington, D.C. (Northwestern HS/New Mexico)
79	Shelton, Maurice	OL	81	Juwann Winfree	WR	6-2	195	Fr.	HS	Englewood, N.J. (Dwight Morrow HS)
38 (d)	Shrader, Lee	P	82	Marcus Leak	WR	6-0	210	Jr.	1V	Charlotte, N.C. (Parkwood HS)
33 (d)	Stefanelli, Andrew	RB	83	Malcolm Culmer	WR	5-11	185	So.	1V	Willingboro, N.J. (Willingboro HS)
29 (d)	Tart, Michael	PK/P	84	Amba Etta-Tawo	WR	6-1	200	So.	1V	Powder Springs, Ga. (McEachern HS)
37	Thompson, Avery	LB	86	Andrew Gray	TE	6-2	235	Fr.	HS	Chardon, Ohio (Chardon HS)
78	Tucker, Ty	DL	87	Brian McMahon	TE	6-3	240	So.	SQ	Columbia, Md. (Atholton HS)
35	Twine, Alex	LB	88	P.J. Gallo	TE	6-2	250	So.	1V	Holland, Pa. (Council Rock HS South)
95	Ukandu, Azubuike	DL	89	Eric Roca	TE	6-2	240	Fr.	RS	San Juan, Puerto Rico (St. John's School)
10	Ulmer, Will	WR	90	Roman Braglio	DL	6-2	265	So.	1V	Owings Mills, Md. (McDonogh HS)
34	Veii, Jacquille	WR	91	Keith Bowers	DL	6-1	285	Sr.	3V	West Palm Beach, Fla. (T. Dwyer HS)
24 (d)	Ventura, J.T.	DB	92	Chandler Burkett	LB	6-3	240	Fr.	RS	Panama City, Fla. (Bozeman HS)
39	Walker, Cavon	LB	93	Andre Monroe	DL	5-11	282	Sr.	2V	Upper Marlboro, Md. (St. John's College HS)
33 (d)	Washington, Michael	DB	95	Azubuike Ukandu	DL	6-0	300	So.	SQ	Towson, Md. (Towson HS)
61	Wheeler, Jake	OL	96	Brett Kulka	DL	6-4	240	Fr.	HS	Edinboro, Pa. (General McLane HS)
81	Winfree, Juwann	WR	97	Darius Kilgo	DL	6-3	310	Sr.	2V	Charlotte, N.C. (Weddington HS)
17	Woods, Josh	DB	98	Clarence Murphy	LB	6-2	250	Sr.	SQ	Hollywood, Fla. (Hollywood Hills HS)
66	Zeller, Andrew	OL	99	Quinton Jefferson	DL	6-3	285	Jr.	2V	Pittsburgh, Pa. (Woodland Hills HS)

Key: (d) indicates duplicate number; RS indicates redshirted in 2013; SQ indicates has been eligible to play at least one season, but has not earned a letter; HS indicates high school; TR indicates transfer

Pronunciation Guide

Player	Pronunciation	Player	Pronunciation	Coach	Pronunciation
Silvano Altamirano	all-TA-muh-rah-no	Daniel Ezeagwu	EZZ-a-gow-wu	Greg Studrawa	STU-draw-uh
Jesse Aniebonam	ANN-e-bon-um	Cole Farrand	faa-RAND		
Antwaine Carter	Antoine	L.A. Goree	GORE-ee		
Tyler Cierski	SEAR-ski	Yannick Ngakoue	IN-gah-kway		
Udray Clark	UN-dray	Kingsley Opara	O-par-ah		
Rashid Conteh	con-TEE	Azubuike Ukandu	oz-ah-BOO-key u-CAN-do		
Nnamdi Egbuaba	e-GUA-ba	Jacquille Veii	ja-KEEL VAY		
Amba Etta-Tawo	AUM-buh eh-TA TAH-wa	Cavon Walker	SAY-von		



RANDY EDSALL

Head Coach

Syracuse '80 • Fourth Year at Maryland

Randy Edsall enters his fourth season as head football coach at the University of Maryland, leading a program that continues to make great strides both on and off the field.

Edsall was named the 34th coach in Maryland football history in January 2011. Since taking over, Edsall and his staff have placed a strong emphasis on recruiting the local Maryland/Washington, D.C. market, which is heavily recruited by schools across the nation and is considered a football hotbed. The result of this focus was the signing of 63 athletes, 33 from the area, since 2012. Edsall and his staff have recruited classes ranked in the top 35 nationally by Rivals.com in two of the last three years, including the 31st overall in 2013.

"Randy Edsall is an excellent football coach. He teaches and believes in the physical nature of the game. He is a great recruiter and his success at Connecticut earned his program compliments and recognition from college football's finest coaches. Randy is a very positive thinking person, and perhaps his greatest attribute is his persistence. He will persevere and he will win at Maryland and he will do it the right way!"
- Tom Coughlin, NY Giants head coach

In addition, under Edsall's command the football program's Athletic Progress Rate (APR) has reached all-time highs. The football team's APR, which measures eligibility and retention, increased its multi-year score from 922 (2009-2010) to 950 (2012-2013) and its single-year score from 905 to 977. Both of which are program bests since the APR's inception in 2003.

The Maryland program continued its ascent in 2013 totaling seven victories and earning its first bowl appearance since 2010 (2013 Military Bowl). Offensively, the Terps passed for over 3,000 yards for only the fourth time in program history and the first time since 1994. Additionally, Maryland totaled over 500 yards of offense in its first three games, the first time that has happened since 1983.

On the defensive side of the ball, the Terps attacked opposing offenses and tied for third in the ACC in sacks (37) and averaged 2.85 sacks per game, tied for the 18th most in the nation. The unit also excelled on third down holding opponents to a 34.2 conversion rate, which was the 21st-best mark nationally.

Prior to coming to College Park, Edsall, a native of nearby Glen Rock, Pa. spent 12 seasons coaching the University of Connecticut Huskies where he took the program from FCS (formerly I-AA) to five bowl games, including a BCS bowl. The 2010 Big East Coach of the Year led the Huskies to a 33-19 record over his last four seasons there, including two bowl victories with his leadership resulting in UConn being the first program ever to go from FBS newcomer to BCS bowl participant in just seven seasons.

Edsall departed UConn as the school's all-time leader in career wins (74) and most games coached (144). He was a two-time recipient of the prestigious Bowl Championship Division Head Coach of the Year in New England by the Gridiron Club of Greater Boston (2007, 2010).

During his tenure at UConn, the Huskies finished in the top-20 nationally for total offense twice (2003, 2004) and total defense three

times (2002, 2005, 2008). Under Edsall's guidance Connecticut defeated teams from the ACC, Big Ten, Big East, Big 12, Conference USA and the SEC.

In 2007, as Edsall continued to grow the program to prominence, the Huskies earned their first-ever national rankings peaking at No. 13 in the BCS standings in November. That year, they became just the second Big East team ever to go 7-0 at home and defeat three teams at home that were ranked in the top-10 during the season.

Off the field, just as he is doing at Maryland, Edsall's teams were strong in the classroom as well. In 2007, 2008 and 2009, UConn was recognized by the American Football Coaches Association for its high graduation rate. In 2003, UConn was the only public Division I-A school to graduate at least 90 percent of its football players and in 2005, it was one of only eight schools to both graduate 70 percent and win a bowl game.

When Edsall was named the head coach at Connecticut on December 21, 1998 he brought 19 years of coaching experience with him. He earned the job at Connecticut after a year as the defensive coordinator at Georgia Tech where the 14th-ranked Yellow Jackets went 9-2.

Prior to his season at Georgia Tech, Edsall spent three seasons under two-time Super Bowl Champion coach Tom Coughlin as the secondary coach for the NFL's Jacksonville Jaguars. During his time in Jacksonville, the expansion Jaguars reached the playoffs twice, including a berth in the 1996 AFC Championship Game.

Edsall began his coaching career in 1980 at his alma mater, Syracuse University. The former quarterback at Syracuse started as a graduate assistant (1980-82) before joining the staff in 1983 overseeing the running backs under head coach Dick MacPherson. Edsall oversaw the running backs for three years (1983-84 and 1986) and oversaw the tight ends in 1985 before making the switch to defense.

He coached the Syracuse defensive backs from 1987-90 and during that time the Orangemen were ranked among the Division I-A leaders in pass defense. After the 1990 season, Tom Coughlin, then coach of Boston College, hired Edsall to coach the defensive backs at BC.

Edsall was a three-year letter winner in football, basketball and baseball at Susquehannock High School (Pa.) and was an all-state selection in all three sports as a senior, which led to induction into the York Area Sports Hall of Fame.

At Syracuse, he earned a bachelor's degree in physical education in 1980 and a master's degree in health and physical education in 1982.

Edsall and his wife, Eileen met at Syracuse University where she was a basketball and volleyball standout who was later inducted into the Syracuse University Hall of Fame. They have a daughter, Alexi and a son, Corey.

The Edsall File

Full Name	Randy Douglas Edsall
Date of Birth	August 27, 1958
Hometown	Glen Rock, Pa.
Alma Mater	Syracuse, '80
Family	Wife, Eileen; ... Daughter, Alexi; Son, Corey
Playing Experience	Quarterback at Syracuse
Years in Coaching (College)	35 (31)

Coaching Experience

Maryland

2011-	Head Coach
-------	------------

Connecticut

1999-2010	Head Coach
-----------	------------

Georgia Tech

1998	Assistant Coach - Defensive Coordinator/Defensive Backs
------	---

Jacksonville Jaguars (NFL)

1994-97	Assistant Coach - Defensive Backs
---------	-----------------------------------

Boston College

1991-93	Assistant Coach - Defensive Backs
---------	-----------------------------------

Syracuse

1989-90	Assistant Coach - Recruiting Coordinator/Defensive Backs
1987-88	Assistant Coach - Defensive Backs
1986	Assistant Coach - Running Backs
1985	Assistant Coach - Tight Ends
1983-84	Assistant Coach - Running Backs
1980-82	Graduate Assistant

MARYLAND COACHING STAFF



MIKE LOCKSLEY (Booth)
Offensive Coordinator/Quarterbacks
Ninth Year at Maryland (Towson, 1992)

- Offense passed for over 5,000 yards last season for the first time in program history since 2003.
- Offense averaged 14.05 ypc in 2013 (T-15th nation).
- Named a top-25 recruiter by Rivals.com five times.



BRIAN STEWART (Field)
Defensive Coordinator/Defensive Backs
Third Year at Maryland (Northern Arizona, 1995)

- Defense totaled 37 sacks in 2013 (T-18th nation).
- In 2012, defense ranked 21st nationally in total defense, 26th in run defense and 32nd in pass defense.
- Eight years of NFL coaching experience including two as the defensive coordinator of the Dallas Cowboys.



ANDRE POWELL (Field)
Special Teams Coordinator/Running Backs
Fourth Year at Maryland (Indiana, 1989)

- In 2013, unit ranked 34th nationally in punt returns and 39th in kick returns.
- Helped DB William Likely rank 17th nationally in punt returns.



LYNDON JOHNSON (Field)
Assistant Head Coach/Outside Linebackers
Fourth Year at Maryland (Connecticut, 1992)

- Is in his 14th season with head coach Randy Edsall.
- LBs helped Maryland rank eighth nationally in TFL last season.
- Named assistant head coach prior to the 2014 season.



KEITH DUDZINSKI (Booth)
Inside Linebackers
Fourth Year at Maryland (New Haven, 1991)

- Has coached five All-Americans in his career.
- Helped UMass reached the FCS title game in 2006.
- Led Minutemen defense that led the nation in scoring defense in 2005.



JOHN DUNN (Booth)
Tight Ends/Recruiting Coordinators
Fourth Year at Maryland (North Carolina,)

- Helped bring in a top-35 recruiting class in two of the last three years.
- Played quarterback and tight end at UNC.
- Served as a grad assistant at LSU prior to time at Maryland.



KEENAN MCCARDELL (Field)
Wide Receivers
First Year at Maryland (UNLV, 1991)

- Spent 19 seasons in the NFL, 17 as a player.
- Two-time Pro Bowl selection and Super Bowl Champion.
- Coached the WRs for the Washington Redskins in 2010 and 2011.



GREG STUDRAWA (Field)
Offensive Line
First Year at Maryland (Bowling Green State, 1987)

- Coached seven seasons at LSU including two as offensive coordinator before coming to UMD.
- Helped LSU to a national title and five SEC titles.
- Coached eight All-SEC performers and two All-Americans.



CHAD WILT (Field)
Defensive Line
First Year at Maryland (Taylor, 1991)

- Spent the last three seasons at Ball State. Defensive improved from 13th in the MAC to seventh during tenure.
- Served as recruiting coordinator at Ball State.
- Coached five All-Americans at Liberty from 2006-08.

THE BIG TEN CONFERENCE 2014 STANDINGS

EAST DIVISION	BIG TEN						OVERALL						Nu	Div.	Streak
	W	L	For	Opp	Hm	Rd	W	L	For	Opp	Hm	Rd			
Michigan State	2	0	72	53	1-0	1-0	5	1	273	134	4-0	1-1	0-0	0-0	W4
Ohio State	1	0	52	24	0-1	1-0	4	1	223	104	2-1	1-0	1-0	1-0	W3
Rutgers	1	1	36	37	1-1	0-0	5	1	177	130	3-1	2-0	0-0	1-1	W3
Maryland	1	1	61	67	0-1	1-0	4	2	208	151	1-2	3-0	0-0	1-1	L2
Michigan	1	2	56	69	1-1	1-1	3	4	152	150	3-2	0-2	0-0	1-1	W1
Penn State	1	2	32	57	0-1	0-1	4	2	127	91	2-1	1-1	1-0	1-1	L2
Indiana	0	2	44	82	0-1	0-	3	3	194	188	2-1	1-2	0-0	0-1	L1

WEST DIVISION	W	L	For	Opp	Hm	Rd	W	L	For	Opp	Hm	Rd	Nu	Div.	Streak
Iowa	2	0	69	39	1-0	1-0	5	1	158	115	3-1	2-0	0-0	1-0	W3
Minnesota	2	0	54	31	1-0	1-0	5	1	162	112	4-0	1-1	0-0	1-0	W3
Northwestern	2	1	66	44	1-0	1-1	3	3	129	105	2-2	1-1	0-0	1-1	L1
Nebraska	1	1	67	41	1-0	0-1	5	1	249	122	4-0	1-1	0-0	1-0	L1
Wisconsin	1	1	52	48	1-0	0-1	4	2	208	106	4-0	0-1	0-1	1-1	W1
Purdue	1	2	79	96	0-2	1-0	3	4	188	211	2-3	1-0	0-1	1-1	L1
Illinois	0	3	69	121	0-1	0-2	3	4	200	251	3-1	0-3	0-0	0-3	L3

THIS WEEK IN THE BIG TEN



WEEK 8 SCHEDULE

Saturday, October 4

Iowa at Maryland (ESPN2)	Noon
Purdue at Minnesota (BTN)	Noon
Rutgers at Ohio State (ABC/ESPN2)	3:30 p.m.
Michigan State at Indiana (ESPN)	3:30 p.m.
Nebraska at Northwestern (BTN)	7:30 p.m.

2014 MARYLAND BIG TEN PLAYERS OF THE WEEK

William Likely Defensive Player of the Week (Week 4)
 Cole Farrand Defensive Player of the Week (Week 5)



MARYLAND'S RECORD WHEN...

MD's Record In...	
September	4-1
October	0-1
November	0-0
MD's Conference Record...	
At home	0-1
On the road	1-0
Neutral	0-0
MD's Non-Conference Record...	
At home	1-1
On the road	2-0
Neutral	0-0
MD vs. Ranked Teams...	
At home	0-1
On the road	0-0
Neutral	0-0
MD's Record in Games...	
Decided by 1-3 points	0-1
4-7 points	1-0
8-10 points	0-0
11-19 points	1-0
20-29 points	0-1
30+ points	1-0
MD's Record When Scoring...	
10 or fewer points	0-0
11-19 points	0-0
20-29 points	1-1
30+ points	2-1
MD's Record When Allowing...	
10 or fewer points	1-0
11-19 points	1-0
20-29 points	2-0
30+ points	0-2
MD's Record in Games...	
During the day	4-2
At night	0-0
Scoring first	3-0
Opponent scores first	1-2
Leading after the 1st quarter	3-0
Trailing after the 1st quarter	0-2
Tied after the 1st quarter	1-0
Leading at halftime	3-0
Trailing at halftime	1-2
Tied at halftime	0-0
Leading after the 3rd quarter	3-0
Trailing after the 3rd quarter	1-2
Tied after the 3rd quarter	0-0
In overtime	0-0
MD's Record When...	
100-yard rusher	0-1
100-yard receiver	1-1
300-yard passer	0-0
Less than 300 yards total offense	0-0
300-399 yards total offense	2-1
400-499 yards total offense	2-1
500+ yards total offense	0-0
Committing fewer turnovers	3-1
Committing more turnovers	1-1
Turnovers are equal	0-0
No turnovers committed	0-0
MD's Record When Allowing...	
100-yard rusher	2-1
100-yard receiver	0-1
300-yard passer	0-1
Less than 300 yards total offense	1-0
300-399 yards total offense	2-0
400-499 yards total offense	0-0
500+ yards total offense	1-2

The Last Time ...

Kickoff Returned for TD

Maryland – Stefan Diggs (99 yards) at North Carolina, 11-24-12
Opponent – Sammy Watkins (89 yards) vs. Clemson, 10-15-11

Blocked Punt Returned for TD

Maryland – Avery Thompson (0 yards) at USF, 09-06-14
Opponent – David Carter (10 yards), W. Virginia, 09-19-98

Punt Returned for TD

Maryland – William Likely (93 yards) vs. West Virginia, 9-13-14
Opponent – Nick Williams (58 yards) vs. Connecticut, 09-17-12

Interception Returned for TD

Maryland – William Likely (88 yards) at Syracuse, 09-20-14
Opponent – Raekwon McMillan (19 yards), Ohio State, 10-04-14

Two Interceptions Returned for TD

Maryland – Ryan Donohue (25 yards), Kenny Tate (8 yards), vs. Wake Forest, 10-30-10
Opponent – N/A

Fumble Returned for TD

Maryland – Dexter McDougle (66 yards), NC State, 11-26-11
Opponent – Auggie Sanchez (21 yards), USF, 09-06-14

Recorded a Safety

Maryland – at Connecticut, 09-14-13 (M. Whitfield forces intentional grounding on Connecticut quarterback Chandler Whitmer)
Opponent – West Virginia, 9-13-14 (Blocked punt rolled through the back of the end zone)

Blocked a Punt

Maryland – Anthony Nixon at Syracuse, 09-20-14
Opponent – Jarrod Harper, West Virginia, 09-13-14

Blocked Two Punts

Maryland – LaQuan Williams and Nick Peterson vs. Wake Forest, 10-30-10
Opponent – N/A

Blocked a Field Goal

Maryland – Darius Kilgo vs. West Virginia, 9-13-14
Opponent – Markus Kuhn, NC State, 11-26-11

Blocked a PAT

Maryland – Marcus Whitfield vs. Boston College, 11-23-13
Opponent – Antoni Allison, East Carolina, 12-29-10

Player Passed for 6 TDs

Maryland – None
Opponent – Chris Weinke (6, 5, 6, 30, 26, 28), at Florida State, 11-13-99

Player Scored 5 TDs

Maryland – Bob Shemonski (22 rush, 26 rush, 82 PR, 4 rush, 8 rush) vs. Va. Tech, 11-07-50
Opponent – Bernard Pierce (1 rush, 9 rush, 4 rush, 44 rush, 13 rush) vs. Temple, 09-24-11

Player Passed for 5 TDs

Maryland – Scott Milanovich (5, 14, 27, 5, 12) vs. NC State, 11-5-94
Opponent – Jameis Winston (5, 8, 21, 12, 21), Florida State, 10-5-13

Player Scored 4 TDs

Maryland – D.J. Adams (1 rush, 1 rush, 1 rush, 4 rush) vs. East Carolina, 12-29-10
Opponent – Bernard Pierce (1 rush, 9 rush, 4 rush, 44 rush, 13 rush) vs. Temple, 09-24-11

Player Scored 4 Rushing TDs

Maryland – D.J. Adams (1, 1, 1, 4) vs. East Carolina, 12-29-10
Opponent – Bernard Pierce (1 rush, 9 rush, 4 rush, 44 rush, 13 rush) vs. Temple, 09-24-11

Player Passed for 4 TDs

Maryland – Danny O'Brien (11, 10, 12, 71), vs. NC State, 11-27-10
Opponent – J.T. Barrett (9, 25, 1, 30), Ohio State, 10-04-14

Player Scored 3 TDs

Maryland – C.J. Brown (11 rush, 8 rush, 2 rush) vs. James Madison, 08-30-14
Opponent – Tavon Austin (44 rec., 24 rec., 34.) vs. West Virginia, 09-22-12

Player Scored 3 Rushing TDs

Maryland – C.J. Brown (11, 8, 2) vs. James Madison, 08-30-14
Opponent – Bernard Pierce (1 rush, 9 rush, 4 rush, 44 rush, 13 rush) vs. Temple, 09-24-11

Player Passed for 3 TDs

Maryland – Perry Hills (42, 12, 56) vs. West Virginia, 09-22-12
Opponent – J.T. Barrett (9, 25, 1, 30), Ohio State, 10-04-14

Player Scored 3 Receiving TDs

Maryland – Torrey Smith (11, 10, 12, 71) vs. NC State, 11-27-10
Opponent – Tavon Austin (44, 24, 34) vs. West Virginia, 09-22-12

Three Players Scored 2 TDs

Maryland – Jermaine Lewis (5 rec, 27 rec), Mancel Johnson (14 rec, 12 rec), Geroy Simon (94 KOR, 5 rec) vs. NC State, 11-05-94
Opponent – Kelvin Benjamin (1 rush, 17 rush), Nick O'Leary (8 rec., 12 rec.), Karlos Williams (1 run, 17 run), Florida State, 10-05-13

Two Players Scored 2 TDs

Maryland – D.J. Adams (1 rush, 1 rush, 1 rush, 4 rush), Da'Rel Scott (61 rush, 91 rush) vs. East Carolina, 12-29-10
Opponent – Andre Ellington (3 rush, 44 rush), Sammy Watkins (13 rec., 15 rec., 89 kickoff return) vs. Clemson 10-15-11

Touchdown Pass By a Non-Quarterback

Maryland – Stefan Diggs, 8-yarder to Matt Furstenburg, at North Carolina, 11-24-12
Opponent – Michael Campanaro, 4-yarder to Tanner Price, Wake Forest, 10-19-13

50-Yd. Field Goal

Maryland – Brad Craddock (57 yards), vs. Ohio State, 10-04-14*
Opponent – Griffin Oakes (58 yards), Indiana, 09-27-14

*School Record

45-Yd. Field Goal

Maryland – Brad Craddock (57 yards), vs. Ohio State, 10-04-14
Opponent – Griffin Oakes (48 yards), Indiana, 09-27-14

Five Field Goals

Maryland – Dale Castro (45, 29, 18, 32, 42) vs. Mississippi State, 09-22-79
Opponent – Nicholas Setta (51, 32, 18, 46, 24), Notre Dame, 08-31-02

Four Field Goals

Maryland – Nick Ferrara (24, 29, 28, 32) vs. Miami, 09-05-11
Opponent – Chandler Catanzaro (31, 29, 25, 24), Clemson, 10-26-13

Three Field Goals

Maryland – Brad Craddock (48, 30, 48) at Indiana, 09-27-14
Opponent – Griffin Oakes (38, 48, 58), Indiana, 09-27-14

Three Field Goals 40 Yards or More

Maryland – None
Opponent – None

Two Field Goals 45 Yards or More

Maryland – Brad Craddock (48, 48) at Indiana, 09-27-14
Opponent – Griffin Oakes (48, 58), Indiana, 09-27-14

Two Field Goals 40 Yards or More

Maryland – Brad Craddock (48, 48) at Indiana, 09-27-14
Opponent – Griffin Oakes (48, 58), Indiana, 09-27-14

Four Field Goals 30 Yards or More

Maryland – Nick Novak (54, 34, 31, 48) vs. Duke, 10-11-03
Opponent – None

Three Field Goals 30 Yards or More

Maryland – Brad Craddock (48, 30, 48) at Indiana, 09-27-14
Opponent – Griffin Oakes (38, 48, 58), Indiana, 09-27-14

Two-Point Conversion by Rush

Maryland – Davin Meggett vs. West Virginia, 09-17-11
Opponent – Drew Dudzik, James Madison, 09-12-09

Two-Point Conversion by Pass

Maryland – Chris Turner to Davin Meggett, at Wake Forest, 10-10-09
Opponent – Chandler Whitmer to Jeremy Davis, at Connecticut, 09-14-13

Missed PAT (kick)

Maryland – Brad Craddock vs. FIU, 08-31-13
Opponent – David Scully, Georgia Tech, 11-3-12

Defensive Extra-Point

Maryland – Anthony Nixon (98-yd. PAT return) vs. Boston College, 11-23-13
Opponent – L. Grant (100-yd. interception return), Duke, 10-26-96

40 Rushing Attempts

Maryland – Charlie Wysocki (50-217) at Duke, 10-25-80
Opponent – Montel Harris (41-142), Boston College, 11-28-09

30 Rushing Attempts

Maryland – Lance Ball (32-109), vs. Boston College, 11-10-07
Opponent – Andre Williams (32-263), Boston College, 11-23-13

30 Rushing Attempts in One Half

Maryland – Charlie Wysocki (32) at Duke, 10-25-80

300 Rushing Yards

Maryland – LaMont Jordan (37-306) vs. Virginia, 11-20-99
Opponent – John Leach (46-329), Wake Forest, 11-20-93

200 Rushing Yards

Maryland – Da'Rel Scott (13-201) vs. East Carolina, 12-29-10
Opponent – Andre Williams (32-263), Boston College, 11-23-13

150 Rushing Yards

Maryland – C.J. Brown (18-161) vs. West Virginia, 09-13-14
Opponent – Terrel Hunt (23-156), Syracuse, 09-20-14

100 Rushing Yards

Maryland – C.J. Brown (18-161) vs. West Virginia, 9-13-14
Opponent – Ezekiel Elliott (24-139), Ohio State, 10-04-14

100 Rushing Yards by a Quarterback

Maryland – C.J. Brown (18-161) vs. West Virginia, 9-13-14
Opponent – Terrel Hunt (23-156), Syracuse, 09-20-14

Two Players with 100 Rushing Yards

Maryland – LaMont Jordan (135) and Brian Underwood (114) at Temple, 09-27-97
Opponent – Yvenson Bernard (177) and James Rodgers (115), Oregon State, 12-28-07

Three Players with 100 Rushing Yards

Maryland – Richard Jennings (136), Steve Atkins (126) and Jamie Franklin (105) vs. Virginia, 11-22-75

90-Yd. TD Run

Maryland – Da'Rel Scott (91) vs. East Carolina, 12-29-10

80-Yd. TD Run

Maryland – Da'Rel Scott (91) vs. East Carolina, 12-29-10

75-Yd. TD Run

Maryland – C.J. Brown (75) vs. West Virginia, 9-13-14

75-Yd. Non-Scoring Run

Maryland – Darrius Heyward-Bey (76), at Clemson, 09-27-08

50-Yd. Non-Scoring Run

Maryland – C.J. Brown (64) vs. FIU, 08-31-13
Opponent – Dreamius Smith (51), West Virginia, 09-21-13

50-Yd. TD Run

Maryland – C.J. Brown (75) vs. West Virginia, 9-13-14
Opponent – Andre Williams (72), Boston College, 11-23-13

50 Pass Attempts

Maryland – Danny O'Brien (34-52-3, 289, 1 TD) vs. West Virginia, 09-17-11
Opponent – Mike Glennon (35-55-1, 306, 5 TDs), NC State, 11-26-11

40 Pass Attempts

Maryland – C.J. Brown (21-40-2, 221) vs. Syracuse, 11-09-13
Opponent – Clint Trickett (37-49-1, 511, 4 TD), West Virginia, 9-13-14

35 Pass Attempts

Maryland – C.J. Brown (19-35-1, 241, 1 TD) vs. West Virginia, 9-13-14
Opponent – Nate Sudfeld (14-37-1, 126), Indiana, 09-27-14

40 Pass Completions

Maryland – Scott Milanovich (46-62-1, 380, 1 TD) at Florida St., 11-18-95

30 Pass Completions

Maryland – Danny O'Brien (34-52-3, 289, 1 TD) vs. West Virginia, 09-17-11
Opponent – Clint Trickett (37-49-1, 511, 4 TD), West Virginia, 9-13-14

25 Pass Completions

Maryland – Danny O'Brien (34-52-3, 289, 1 TD) vs. West Virginia, 09-17-11
Opponent – Clint Trickett (37-49-1, 511, 4 TD), West Virginia, 9-13-14

400 Passing Yards

Maryland – Danny O'Brien (417) vs. NC State, 11-27-10
Opponent – Clint Trickett (511), West Virginia, 9-13-14

300 Passing Yards

Maryland – Caleb Rowe (332) vs. Virginia, 10-26-13
Opponent – Clint Trickett (511), West Virginia, 9-13-14

250 Yards Passing

Maryland – C.J. Brown (280) at Syracuse, 09-20-14
Opponent – J.T. Barrett (267), Ohio State, 10-04-14

10 Receptions

Maryland – Deon Long (10-108) at Indiana, 09-27-14
Opponent – Kevin White (13-216) and Mario Alford (11-131), West Virginia, 9-13-14

Two Players with 10 Receptions

Maryland – Walt Williams (11-84) and Geroy Simon (10-80) at Syracuse, 11-19-94
Opponent – Kevin White (13-216) and Mario Alford (11-131), West Virginia, 9-13-14

100 Receiving Yards

Maryland – Stefon Diggs (6-112) and Deon Long (10-108) at Indiana, 09-27-14
Opponent – Kevin White (13-216), West Virginia, 9-13-14

Two Players with 100 Receiving Yards

Maryland – Stefon Diggs (6-112) and Deon Long (10-108) at Indiana, 09-27-14
Opponent – Kevin White (13-216) and Mario Alford (11-131), West Virginia, 9-13-14

Player with 100 Rushing Yards and 100 Receiving Yards

Opponent – Mikell Simpson (Rushing: 16-119; Receiving: 13-152),
Virginia, 10-20-07

Three Players with 100 Receiving Yards

Maryland – Jason Kremus (119), Mancel Johnson (106) and Russ Weaver (105) at Wake Forest, 11-20-93
Opponent – Tavon Austin (11-122), Stedman Bailey (8-113) and Ivan McCartney (8-101), West Virginia, 09-17-11

200 Receiving Yards

Maryland – Torrey Smith (14-224), NC State, 11-27-10
Opponent – Kevin White (13-216), West Virginia, 9-13-14

90-Yard TD Reception

Maryland – C.J. Brown to Brandon Ross (90) at Syracuse, 09-20-14
Opponent – Shawn Halloran to Troy Stadford (90), Boston College, 10-11-86

80-Yard TD Reception

Maryland – C.J. Brown to Brandon Ross (90) at Syracuse, 09-20-14
Opponent – Josh Padrick to Samuel Smith (89), FIU, 09-23-06

75-Yard Non-Scoring Reception

Maryland – Caleb Rowe to Brandon Ross (77) vs. Virginia, 10-12-13
Opponent – C. Randolph to Jax Landfried (78), Wake Forest, 12-30-02

75-Yard TD Reception

Maryland – C.J. Brown to Brandon Ross (90) at Syracuse, 09-20-14
Opponent – Chandler Whitmer to Shakim Phillips (75), Connecticut, 09-13-14

50-Yard Non-Scoring Reception

Maryland – Caleb Rowe to Brandon Ross (77) vs. Virginia, 10-12-13
Opponent – Terrel Hunt to Jarrod West (51), Syracuse, 09-20-14

50-Yard TD Reception

Maryland – C.J. Brown to Brandon Ross (90) at Syracuse, 09-20-14
Opponent – Chase Rettig to Alex Amidon (74), Boston College, 11-23-13

Player Recorded 15 or More Tackles

Maryland – Cole Farrand (17) vs. Ohio State, 10-04-14
Opponent – Danzel White (15), Towson, 10-01-11

Player Recorded 20 or More Tackles

Maryland – Cole Farrand (23) vs. Clemson, 10-26-13
Opponent – N/A

Player Recorded 3.0 or More Sacks

Maryland – Andre Monroe (3.0) at Virginia Tech, 11-16-13
Opponent – Jeremiah Attaochu (3.0) vs. Georgia Tech, 11-3-12

Player Recorded 2.0 or More Sacks

Maryland – Andre Monroe (2.0), vs. Ohio State, 10-04-14
Opponent – Nikita Whitlock (2.0), Wake Forest, 10-19-13

Team Gained 300 Rushing Yards

Maryland – vs. Old Dominion (312), 09-07-13
Opponent – Syracuse (370), 09-20-14

Team Gained 400 Rushing Yards

Maryland – vs. Virginia (445), 11-20-99
Opponent – Navy (412), 09-06-10

Team Failed to Gain 100 Rushing Yards

Maryland – vs. Ohio State (66), 10-04-14
Opponent – USF (83), 09-06-14

Team Failed to Gain 50 Rushing Yards

Maryland – at Wake Forest (59), 10-19-13
Opponent – Wake Forest (47), 10-19-13

Team Failed to Gain 25 Rushing Yards

Maryland – vs. Virginia (-2), 10-13-12
Opponent – Boston College (8), 10-27-12

Team Gained 300 Passing Yards

Maryland – at Indiana (361), 09-27-14
Opponent – West Virginia (511), 9-13-14

Team Gained 400 Passing Yards

Maryland – vs. NC State, (417), 11-27-10
Opponent – West Virginia (511), 9-13-14

Team Gained 500 Passing Yards

Maryland – N/A
Opponent – West Virginia (511), 9-13-14

Team Failed to Gain 100 Passing Yards

Maryland – at Clemson (41), 11-10-12
Opponent – West Virginia (62), 09-21-13

Team Failed to Gain 50 Passing Yards

Maryland – at Clemson (41), 11-10-12
Opponent – Georgia Tech (31), 11-3-12

Team Gained 400 Yards of Total Offense

Maryland – at Indiana (484), 09-27-14
Opponent – Ohio State (533), 10-04-14

Team Gained 500 Yards of Total Offense

Maryland – at Connecticut (501), 09-14-13
Opponent – Ohio State (533), 10-04-14

Team Gained 600 Yards of Total Offense

Maryland – at Duke (685), 09-25-04
Opponent – West Virginia (694), 9-13-14

Team Failed to Gain 200 Yards of Total Offense

Maryland – at Clemson (180), 11-10-12
Opponent – West Virginia (175), 09-21-13

Scored 50 Points or more

Maryland – vs. James Madison (52-7), 08-30-14
Opponent – Ohio State (52-24), 10-04-14

Scored 50 Points or more (Conference Game)

Maryland – vs. Wake Forest (62-14), 10-30-10
Opponent – Ohio State (52-24), 10-04-14

Shutout

Maryland – at Florida State (0-63), 10-05-13
Opponent – West Virginia (37-0), 09-21-13

Shutout (Conference Game)

Maryland – at Florida State (0-63), 10-05-13
Opponent – Wake Forest (26-0), 10-18-08

Terps Played in an Overtime Game

at Virginia Tech (W-1 OT, 27-24), 11-16-13
All-time record in overtime games, 5-3 (2-0 at home, 3-3 on the road)

Team Scored 28 Points or More In a Qtr

Maryland – vs. Wake Forest (28, 3rd Qtr.), 10-30-10
Opponent – NC State (35, 4th Qtr.), 11-26-11

Team Scored 21 Points or More In a Qtr

Maryland – vs. James Madison (21, 3rd Qtr.), 08-30-14
Opponent – Clemson (21, 4th Qtr.), 10-26-13

MARYLAND SINGLE GAME, SEASON & CAREER RECORDS

RUSHING RECORDS

Career Yards

1.	LaMont Jordan, 1997-00	4,147
2.	Charlie Wysocki, 1978-81	3,317
3.	Steve Atkins, 1975-78	2,971
4.	Lance Ball, 2004-07	2,487
5.	Bruce Perry, 1999, 2001-03	2,424
6.	Rick Badanjek, 1982-85	2,417
7.	Davin Meggett, 2008-11	2,411
8.	Da'Rel Scott, 2007-10	2,401
9.	Louis Carter, 1972-74	2,266
10.	Alvin Blount, 1983-86	2,158
11.	Willie Joyner, 1980-83	2,140
12.	Josh Allen, 2002-03, 2005-06	1,958
13.	Billy Lovett, 1966-68	1,913
14.	Ed Modzelewski, 1949-51	1,893
15.	Mark Mason, 1990-93	1,807

Season Yards

1.	LaMont Jordan (Jr.), 1999	1,632
2.	Charlie Wysocki (Jr.), 1980	1,359
3.	Steve Atkins (Sr.), 1978	1,261
4.	Bruce Perry (So.), 2001	1,242
5.	Chris Downs (Sr.), 2002	1,154
6.	Charlie Wysocki (So.), 1979	1,140
7.	Da'Rel Scott (So.), 2008	1,133
8.	Willie Joyner (Jr.), 1982	1,039
9.	Louis Carter (Sr.), 1974	991
10.	Billy Lovett (Sr.), 1968	963
11.	Art Seymore (So.), 1970	945
12.	Josh Allen (So.), 2003	922
13.	LaMont Jordan (Sr.), 2000	920
14.	Willie Joyner (Sr.), 1983	908
15.	LaMont Jordan (So.), 1998	906

Single-Game Yards

1.	LaMont Jordan vs. Virginia, 1999	306
2.	Bruce Perry vs. Wake Forest, 2001	276
3.	Josh Allen vs. Virginia, 2003	257
4.	Willie Joyner vs. No. Carolina, 1982	240
5.	Bruce Perry vs. Wake Forest, 2003	237
	George Scott vs. Villanova, 1977	237
7.	LaMont Jordan vs. Duke, 1999	227
8.	Charlie Wysocki vs. Louisville, 1979	222
9.	Rick Badanjek vs. Virginia, 1984	217
10.	Charlie Wysocki vs. Duke, 1980	216
11.	Steve Atkins vs. Syracuse, 1976	215
12.	Alvin Blount vs. Clemson, 1984	214
13.	Louis Carter vs. Virginia, 1974	213
14.	Chris Downs vs. Georgia Tech, 2002	212
15.	Charlie Wysocki vs. Virginia, 1979	202

Career Touchdowns

1.	Rick Badanjek, 1982-85	44
2.	LaMont Jordan, 1997-2000	36
3.	Steve Atkins, 1975-78	31
4.	Lance Ball, 2004-07	26
	Charlie Wysocki, 1978-81	26
6.	Louis Carter, 1972-74	25
7.	C.J. Brown, 2011-	22
8.	Josh Allen, 2002-03, 2005-06	21
	Ed Modzelewski, 1949-51	21
10.	Keon Lattimore, 2004-07	19
	Buddy Rodgers, 1994-97	19
12.	Davin Meggett, 2008-11	18
	Tommy Neal, 1983-86	18
	Ed Vereb, 1953-55	18
	Bob Shemonski, 1949-51	18
	Da'Rel Scott, 2007-10	17
	Bruce Perry, 1999, 2001-2003	17

Season Touchdowns

1.	LaMont Jordan (Jr.), 1999	16
2.	Rick Badanjek (Jr.), 1984	15
	Bob Shemonski (Jr.), 1950	15
4.	Louis Carter (Jr.), 1973	14
	Ed Vereb (Sr.), 1955	14
6.	Keon Lattimore (Sr.), 2007	13
	Chris Downs (Sr.), 2002	13
8.	C.J. Brown (Sr.), 2013	12
	Lance Ball (Sr.), 2007	12
	Rick Badanjek (Sr.), 1985	12
11.	D.J. Adams (Fr.), 2010	11
	LaMont Jordan (Sr.), 2000	11
	Charlie Wysocki (Jr.), 1980	11
	Ed Modzelewski (Sr.), 1951	11
	Lu Gambino (Sr.), 1947	11

Single-Game Touchdowns

1.	Bob Shemonski vs. Va. Tech, 1950	5
2.	D.J. Adams vs. East Carolina, 2010	4
	Chris Downs vs. North Carolina, 2002	4
	LaMont Jordan vs. Clemson, 1999	4
	Charlie Wysocki vs. Virginia, 1981	4
6.	C.J. Brown vs. James Madison, 2014	3
	C.J. Brown vs. NC State, 2013	3
	D.J. Adams vs. Virginia, 2010	3
	Lance Ball vs. Georgia Tech, 2007	3
	Keon Lattimore vs. Villanova, 2007	3
	Chris Downs vs. Georgia Tech, 2002	3
	Bruce Perry vs. E. Michigan, 2001	3
	LaMont Jordan vs. Middle Tennessee State, 2000	3
	LaMont Jordan vs. Western Carolina, 1999	3
	Rick Badanjek vs. No. Carolina, 1984	3
	Rick Badanjek vs. NC State, 1984	3
	John Nash vs. Wake Forest, 1982	3
	Steve Atkins vs. Duke, 1978	3
	George Scott vs. Villanova, 1977	3
	Steve Atkins vs. Duke, 1977	3
	Steve Atkins vs. Syracuse, 1977	3
	Louis Carter vs. Clemson, 1973	3
	Dennis O'Hara vs. Wake Forest, 1969	3
	Dennis Condie vs. Virginia, 1960	3
	Jim Joyce vs. Virginia, 1959	3
	John Forbes vs. Miami, 1958	3

PASSING RECORDS

Career Completions

1.	Scott Milanovich, 1992-95	650
2.	Chris Turner, 2007-09	547
3.	Boomer Esiason, 1981-83	461
4.	Sam Hollenbach, 2003-06	417
5.	Neil O'Donnell, 1987-89	387
6.	Dan Henning, 1985-87	353
7.	Brian Cummings, 1994-97	344
8.	Danny O'Brien, 2010-11	342
9.	Scott McBrien, 2002-03	335
10.	C.J. Brown, 2011-	332
11.	John Kaleo, 1991-92	305
12.	Dick Shiner, 1961-63	287
13.	Shaun Hill, 2000-01	270
	Scott Zolak, 1988-90	270
15.	Stan Gelbaugh, 1981-85	251

Season Completions

1.	John Kaleo (Sr.), 1992	286
2.	Scott Milanovich (So.), 1993	279
3.	Scott Milanovich (Jr.), 1994	229
4.	Scott Zolak (Sr.), 1990	225
5.	Chris Turner (Jr.), 2008	214
6.	Sam Hollenbach (Sr.), 2006	203
7.	Shaun Hill (Sr.), 2001	197
8.	Dan Henning (Jr.), 1986	196
9.	Danny O'Brien (Fr.), 2010	192
	Sam Hollenbach (Jr.), 2005	192
11.	Chris Turner (Sr.), 2009	180
12.	Boomer Esiason (Jr.), 1982	176
13.	Scott McBrien (Sr.), 2003	173
14.	C.J. Brown (Sr.), 2013	166
	Stan Gelbaugh (Sr.), 1985	166

Single-Game Completions

1.	Scott Milanovich vs. Florida St., 1995	46
2.	Scott Milanovich vs. Wake Forest, 1993	37
3.	Scott Milanovich vs. Syracuse, 1994	35
	Scott Milanovich vs. W. Virginia, 1993	35
5.	Danny O'Brien vs. W. Virginia, 2011	34
	Scott Milanovich vs. No. Carolina, 1993	34
7.	Danny O'Brien vs. NC State, 2010	33
	Chris Turner vs. Boston College, 2008	33
9.	Scott Milanovich vs. Wake Forest, 1995	32
	Scott Milanovich vs. Virginia, 1994	32
	Scott Milanovich vs. NC State, 1994	32
	John Kaleo vs. Virginia, 1992	32
13.	Danny O'Brien vs. Miami, 2011	31
	John Kaleo vs. No. Carolina, 1992	31

MARYLAND SINGLE GAME, SEASON & CAREER RECORDS

Career Yards

1. Scott Milanovich, 1992-95	7,301
2. Chris Turner, 2007-09	6,543
3. Boomer Esiason, 1981-83	6,259
4. Scott McBrien, 2002-2003	5,169
5. Sam Hollenbach, 2003-06	5,139
6. Neil O'Donnell, 1987-89	4,989
7. Dan Henning, 1985-87	4,560
8. C.J. Brown, 2011-	4,151
9. Danny O'Brien, 2010-11	4,086
10. Brian Cummings, 1994-97	4,080
11. John Kaleo, 1991-92	3,660
12. Stan Gelbaugh, 1981-85	3,659
13. Dick Shiner, 1961-63	3,410
14. Bob Avellini, 1972-74	3,222
15. Shaun Hill, 2000-01	3,159
16. Scott Zolak, 1988-90	3,124

Season Yards

1. Scott Milanovich (So.), 1993	3,499
2. John Kaleo (Sr.), 1992	3,392
3. Dan Henning (Jr.), 1986	2,725
4. Scott McBrien (Sr.), 2003	2,672
5. Scott Zolak (Sr.), 1990	2,589
6. Sam Hollenbach (Jr.), 2005	2,539
7. Chris Turner (Jr.), 2008	2,516
8. Scott McBrien (Jr.), 2002	2,497
9. Stan Gelbaugh (Sr.), 1985	2,475
10. Danny O'Brien (Fr.), 2010	2,438
11. Scott Milanovich (Jr.), 1994	2,394
12. Shaun Hill (Sr.), 2001	2,380
13. Sam Hollenbach (Sr.), 2006	2,371
14. Boomer Esiason (Sr.), 1983	2,322
15. Boomer Esiason (Jr.), 1982	2,302
16. C.J. Brown (Sr.), 2013	2,242

Single-Game Yards

1. Scott Milanovich vs. Va. Tech, 1993	498
2. Scott Milanovich vs. W. Virginia, 1993	451
3. John Kaleo vs. Clemson, 1992	418
4. Danny O'Brien vs. NC State, 2010	417
5. Scott Milanovich vs. Wake Forest, 1993	416
6. John Kaleo vs. Pittsburgh, 1992	415
7. Scott Milanovich vs. Duke, 1993	414
8. Scott Milanovich vs. No. Carolina, 1993	405
John Kaleo vs. Wake Forest, 1992	405
10. Scott McBrien vs. West Virginia (Gator Bowl), 2004	381
11. Scott Milanovich vs. Florida St., 1995	380

Career Touchdowns

1. Scott Milanovich, 1992-95	49
2. Boomer Esiason, 1981-83	42
3. Scott McBrien, 2002-2003	34
4. Chris Turner, 2007-09	30
5. Danny O'Brien, 2010-11	29
6. Sam Hollenbach, 2003-06	28
7. C.J. Brown, 2011-	27
8. Neil O'Donnell, 1987-89	26
9. Dan Henning, 1985-87	24
Alan Pastrana, 1965-68	23
11. Brian Cummings, 1994-97	22
Jack Scarbath, 1950-52	22
Dick Shiner, 1961-63	21
14. Stan Gelbaugh, 1981-85	20
15. Shaun Hill, 2000-01	19

Season Touchdowns

1. Scott Milanovich (So.), 1993	26
2. Danny O'Brien (Fr.), 2010	22
3. Scott Milanovich (Jr.), 1994	20
4. Scott McBrien (Sr.), 2003	19
5. Boomer Esiason (Jr.), 1982	18
6. John Kaleo (Sr.), 1992	17
Alan Pastrana (Jr.), 1966	17
8. Sam Hollenbach (Sr.), 2006	15
Scott McBrien (Jr.), 2002	15
Dan Henning (Jr.), 1986	15
Stan Gelbaugh (Sr.), 1985	15
Boomer Esiason (Sr.), 1983	15
13. C.J. Brown (Sr.), 2013	13
Chris Turner (Jr.), 2008	13
Shaun Hill (Sr.), 2001	13
Sam Hollenbach (Jr.), 2005	13

Single-Game Touchdowns

1. Scott Milanovich vs. NC State, 1994	5
Scott Milanovich vs. Wake Forest, 1993	5
Scott Milanovich vs. W. Virginia, 1993	5
Scott Milanovich vs. No. Carolina, 1993	5
John Kaleo vs. Clemson, 1992	5
6. Danny O'Brien vs. NC State, 2010	4
Danny O'Brien vs. Wake Forest, 2010	4
Joel Statham vs. Duke, 2004	4
Scott McBrien vs. North Carolina, 2003	4
Scott Milanovich vs. Ga. Tech, 1994	4
Scott Milanovich vs. Va. Tech, 1993	4
Mark Manges vs. Villanova, 1975	4

RECEIVING RECORDS

Career Receptions

1. Jermaine Lewis, 1992-95	193
2. Geroy Simon, 1993-96	185
3. Torrey Smith, 2008-10	152
4. Darrius Heyward-Bey, 2006-08	138
5. Frank Wycheck, 1990-92	134
6. Stefon Diggs, 2012-	124
7. Russ Weaver, 1992-94	120
8. Guillian Gary, 1998-2001	113
9. Azizuddin Abdur-Ra'ooof, 1984-87	108
10. Barry Johnson, 1987-90	106
11. Ferrell Edmunds, 1984-87	101
Marcus Badgett, 1989-92	100
Frank Russell, 1972-74	100
14. Greg Hill, 1982-84	97
15. Mancel Johnson, 1993-96	94

Season Receptions

1. Geroy Simon (So.), 1994	77
2. Marcus Badgett (Sr.), 1992	75
3. Russ Weaver (Jr.), 1993	69
4. Torrey Smith (Jr.), 2010	67
5. Jermaine Lewis (Sr.), 1995	66
6. Torrey Smith (So.), 2009	61
7. Frank Wycheck (Fr.), 1990	58
8. Richie Harris (Sr.), 1992	56
9. Geroy Simon (Jr.), 1995	54
Stefon Diggs (Fr.), 2012	54
11. Jermaine Lewis (So.), 1993	52
Dan Prunzik (Sr.), 1992	52
13. Darrius Heyward-Bey (So.), 2007	51
Vernon Davis (Jr.), 2005	51
Allen Williams (Sr.), 1994	51
Greg Hill (Sr.), 1984	51

Single-Game Receptions

1. Geroy Simon vs. Florida St., 1995	16
2. Torrey Smith vs. NC State, 2010	14
Russ Weaver vs. Wake Forest, 1993	14
Frank Wycheck vs. Va. Tech, 1990	14
5. Jermaine Lewis vs. Ga. Tech, 1995	13
6. Frank Wycheck vs. NC State, 1990	12
7. Darrius Heyward-Bey vs. Wake Forest, 2008	11
Jermaine Lewis vs. NC State, 1995	11
Allen Williams vs. Syracuse, 1994	11
Geroy Simon vs. W. Virginia, 1994	11
Marcus Badgett vs. Wake Forest, 1992	11
Marcus Badgett vs. Pittsburgh, 1992	11
John Tice vs. Clemson, 1982	11
Stefon Diggs vs. Boston College, 2012	11

MARYLAND SINGLE GAME, SEASON & CAREER RECORDS

Career Yards

1. Jermaine Lewis, 1992-95	2,932
2. Torrey Smith, 2008-10	2,215
3. Darrius Heyward-Bey, 2006-08	2,089
4. Geroy Simon, 1993-96	2,059
5. Azizuddin Abdur-Ra'ouf, 1984-87	1,895
6. Stefon Diggs, 2012-	1,885
7. Marcus Badgett, 1989-92	1,748
Barry Johnson, 1987-90	1,721
Greg Hill, 1982-84	1,721
10. Ferrell Edmunds, 1984-87	1,641
11. Guilian Gary, 1998-2001	1,552
12. James Milling, 1984-87	1,446
13. Russell Davis, 1981-83	1,408
14. Vernon Davis, 2003-05	1,371
15. Frank Russell, 1972-74	1,344

Season Yards

1. Marcus Badgett (Sr.), 1992	1,240
2. Torrey Smith (Jr.), 2010	1,055
3. Jermaine Lewis (So.), 1993	957
4. Jermaine Lewis (Sr.), 1995	937
5. Geroy Simon (So.), 1994	891
6. Vernon Davis (Jr.), 2005	871
7. Stefon Diggs (Fr.), 2012	848
8. Torrey Smith (So.), 2009	824
9. Greg Hill (Sr.), 1984	820
10. Darrius Heyward-Bey, (So.), 2007	786
11. Guilian Gary (Sr.), 2001	727
12. Darrius Heyward-Bey (Fr.), 2006	694
13. Jermaine Lewis (Jr.), 1994	692
14. Barry Johnson (Jr.), 1989	689
15. Dan Prunzik (Sr.), 1992	680

Single-Game Yardage

1. Marcus Badgett vs. Pittsburgh, 1992	251
2. Jermaine Lewis vs. No. Carolina, 1993	250
3. Torrey Smith vs. NC State, 2010	224
4. James Milling vs. No. Carolina, 1986	220
5. Marcus Badgett vs. Duke, 1992	218
6. Jermaine Lewis vs. Duke, 1995	205
7. Jermaine Lewis vs. Ga. Tech, 1995	189
8. Russell Davis vs. Penn State, 1982	188
9. Marcus Badgett vs. Wake Forest, 1992	187
10. Marcus Badgett vs. Clemson, 1992	184
11. Greg Hill vs. Miami, 1984	182

Career Touchdowns

1. Jermaine Lewis, 1992-95	21
2. Torrey Smith, 2008-10	19
3. Greg Hill, 1982-84	18
4. Darrius Heyward-Bey, 2006-08	13
Guilian Gary, 1998-2001	13
6. Stefon Diggs, 2012-	12
Gary Collins, 1959-61	12
8. Marcus Badgett, 1989-92	11
Barry Johnson, 1987-90	11
10. Mancel Jonsson, 1993-96	10
Geroy Simon, 1993-96	10
Azizuddin Abdur-Ra'ouf, 1984-87	10
Ferrell Edmunds, 1984-87	10
Dan Bungori, 1971-73	10
15. Vernon Davis, 2003-05	9
Vernon Joines, 1985-88	9
Mike Lewis, 1979-82	9

Season Touchdowns

1. Torrey Smith (Jr.), 2010	12
2. Jermaine Lewis (Jr.), 1994	9
Marcus Badgett (Sr.), 1992	9
4. Dan Bungori (So.), 1971	8
5. Guilian Gary (Jr.), 2000	7
Jermaine Lewis (So.), 1993	7
Greg Hill (Jr.), 1983	7
Greg Hill (So.), 1982	7
Billy Van Heusen (Jr.), 1966	7
Darryl Hill (Jr.), 1963	7
11. Vernon Davis (Jr.), 2005	6
Latrez Harrison (Sr.), 2003	6
Guilian Gary (Sr.), 2001	6
Barry Johnson (Jr.), 1989	6
James Milling (Jr.), 1986	6
Don Ratliff (Sr.), 1972	6
Stefon Diggs (Fr.), 2012	6

Single-Game Touchdowns

1. Torrey Smith vs. NC State, 2010	4
2. Vernon Davis vs. Duke, 2004	3
Guilian Gary vs. Georgia Tech, 2000	3
Jermaine Lewis vs. W. Virginia, 1993	3
James Milling vs. No. Carolina, 1986	3
6. 37 players	2
(last time: Marcus Leak vs. USF, 9/6/2014)	

DEFENSIVE RECORDS

Career Tackles (since 1969)

1. Eric Wilson, 1981-84	481
2. E.J. Henderson, 1999-2002	473
3. Chuck Faucette, 1983-86	466
4. D'Qwell Jackson, 2002-05	447
5. Ratcliff Thomas, 1993-96	424
6. Eric Barton, 1995-98	417
7. Mike Jarmolowich, 1989-92	414
8. Brad Carr, 1974-77	386
9. Scott Saylor, 1987-89	382
10. Alex Wujciak, 2008-10	381
11. Bruce Palmer, 1976-78	351
12. Aaron Thompson, 1998-2001	348
13. Mike Corvino, 1979-82	347
14. Ted Klaube, 1975-77	344
15. Demetrius Hartsfield, 2009-12	338

Season Tackles (since 1969)

1. Neal Olkewicz (Sr.), 1978	188
2. Ted Klaube (Sr.), 1977	186
3. Eric Wilson (Jr.), 1983	178
4. E.J. Henderson (Sr.), 2002	175
5. Harry Walters (Jr.), 1974	173
6. Kevin Walker (Sr.), 1987	172
7. Eric Wilson (Sr.), 1984	160
8. Eric Barton (Sr.), 1998	159
Brian Matera (Sr.), 1979	159
10. Brad Carr (Jr.), 1976	157
11. Mike Jarmolowich (Jr.), 1991	153
12. Chuck Faucette (Sr.), 1986	151
Bruce Palmer (Sr.), 1978	151
14. E.J. Henderson (Jr.), 2001	150
15. Kevin Benson (Sr.), 1975	149

Career TFL (since 1974)

1. E.J. Henderson, 1999-02	62.5
2. Aaron Thompson, 1998-01	45
3. Charles Johnson, 1976-78	37
4. Mike Corvino, 1979-82	36
5. Eric Ogbogu, 1994-97	35.5
6. Randy Starks, 2001-03	34.0
7. Shawne Merriman, 2003-04	32.5
8. Al Wallace, 1993-96	32
Joe Vellano, 2009-12	32
10. Delbert Cowsette, 1996-99	31
11. Andre Monroe, 2011-	30.5
Gurnest Brown, 1979-82	27
Demetrius Hartsfield, 2009-12	27
14. Mike Whaley, 2000-01	26
15. Jeremy Navarre, 2005-08	25.5
16. Bruce Mesner, 1983-86	25

MARYLAND SINGLE GAME, SEASON & CAREER RECORDS

Season TFL (since 1974)

1. E.J. Henderson (Jr.), 2001	28
2. Randy White (Sr.), 1974	24
3. E.J. Henderson (Sr.), 2002	19.5
4. Charles Johnson (Sr.), 1978	18
5. Andre Monroe (Jr.), 2013	17
Shawne Merriman (So.), 2004	17
Aaron Thompson (So.), 1999	17
Kris Jenkins (Sr.), 2000	17
Bruce Palmer (Sr.), 1978	17
10. Jack Bradford (Sr.), 1990	16
Bruce Mesner (Sr.), 1985	16
12. Marcus Whitfield (Sr.), 2013	15.5
13. Eric Ogbogu (Jr.), 1996	15
Eric Hicks (Jr.), 1996	15
Gurnest Brown (Jr.), 1981	15

Career TFL Yards (since 1974)

1. E.J. Henderson, 1999-2002	207
2. Mike Corvino, 1979-82	206
3. Charles Johnson, 1976-78	205
4. Aaron Thompson, 1998-2001	197
5. Shawne Merriman, 2002-03	170
6. Andre Monroe, 2011-	162
7. James Shaffer, 1976-79	153
8. Gurnest Brown, 1979-82	149
9. Adrian Moten, 2007-10	145
10. Randy Starks, 2001-03	143
Eric Ogbogu, 1994-97	143
Ted Chapman, 1984-86	143

Season TFL Yards (since '74)

1. Randy White (Sr.), 1974	122
2. Charles Johnson (Sr.), 1978	119
3. Marcus Whitfield (Sr.), 2013	109
4. Marlin Van Horn (Jr.), 1978	101
5. Mark Duda (Sr.), 1982	94
6. Mike Corvino (Jr.), 1981	91
7. Shawne Merriman (So.), 2004	87
8. E.J. Henderson (Sr.), 2002	86
Bruce Mesner (Sr.), 1986	86
10. James Shaffer (Sr.), 1979	84
11. Bruce Palmer (Sr.), 1978	81

Career Sacks (since 1969)

1. Mike Corvino, 1979-82	24
2. Shawne Merriman, 2002-04	22
3. Andre Monroe, 2010-	19.5
4. Mark Duda, 1979-82	19
Charles Johnson, 1976-78	19
Bruce Palmer, 1976-78	19
7. Eric Ogbogu, 1994-97	18.5
8. E.J. Henderson, 1999-2002	18
Bruce Mesner, 1983-86	18
Gurnest Brown, 1979-82	18
Randy Starks, 2001-03	17.5
12. Joe Campbell, 1973-76	17
Adrian Moten, 2007-10	15.5
14. Aaron Thompson, 1998-2001	15
Jack Bradford, 1987-90	15
Ernie Salley, 1974-77	15

Season Sacks (since 1969)

1. Mark Duda (Sr.), 1982	13
Bruce Palmer (Sr.), 1978	13
3. Bruce Mesner (Jr.), 1985	12
Charles Johnson (Sr.), 1978	12
Randy White (Sr.), 1974	12
6. Mike Corvino (Jr.), 1981	11
Marlin Van Horn (Sr.), 1979	11
8. Kris Jenkins (Sr.), 2000	10
Gurnest Brown (Jr.), 1981	10
Jack Bradford (Sr.), 1990	10
11. Andre Monroe (Jr.), 2013	9.5
12. Marcus Whitfield (Sr.), 2013	9.0
13. Shawne Merriman (So.), 2003	8.5
Shawne Merriman (Jr.), 2004	8.5
E.J. Henderson (Sr.), 2002	8.5

Season Forced Fumbles (since 1987)

1. Joel Goode, 1987	6
2. Darin Drakeford, 2011	4
Kenny Tate, 2010	4
Milton Harris, 2005	4
5. Adrian Moten, 2007	3
Moise Fokou, 2007	3
Erin Henderson, 2006	3
Shawne Merriman, 2004	3
E.J. Henderson, 2002	3
Rod Littles, 2001	3
Aaron Thompson, 2000	3
Rod Littles, 2000	3
Eric Barton, 1998	3
Eric Ogbogu, 1998	3
Chad Wiestling, 1992	3
Lubo Zizakovich, 1990	3
Cole Farrand, 2012	3

Career Interceptions

1. Tom Brown, 1960-62	17
2. Lendell Jones, 1980-83	14
3. Bob Sullivan, 1962-63	13
4. A.J. Johnson, 1993-96	12
Bob Smith, 1972-74	12
Bernie Faloney, 1951-53	12
7. Curome Cox, 2000-02	10
Lewis Sanders, 1996-99	10
Howard Eubanks, 1979-82	10
Lloyd Burruss, 1976-80	10
Ralph Lary, 1977-80	10
Ken Schroy, 1972-74	10
13. Tony Jackson, 1997-2001	9
Shawn Forte, 1998-2000	9
Keeta Covington, 1983-86	9
Clarence Baldwin, 1981-83	9
Jim Brechbiel, 1972-75	9
Wally Stalnaker, 1967-69	9
Joe Horning, 1951-54	9

Season Interceptions

1. Bob Sullivan (Sr.), 1965	10
2. Tom Brown (Jr.), 1961	8
3. Clarence Baldwin (Sr.), 1983	7
Lendell Jones (Jr.), 1982	7
Ralph Lary (Jr.), 1979	7
Bob Smith (So.), 1972	7
7. Tony Jackson (Sr.), 2001	6
Lewis Sanders (Jr.), 1999	6
A.J. Johnson (Jr.), 1995	6
Keeta Covington (Jr.), 1985	6
Larry Marshall (Sr.), 1971	6
Tom Brown (Sr.), 1962	6
Bernie Faloney (Sr.), 1953	6
Joe Horning (Fr.), 1951	6
15. 10 players	5
(last time: Domanique Foxworth (So.), 2002)	

Single-Game Interceptions

1. Lendell Jones vs. Duke, 1982	4
---------------------------------	---

Career Interception Return Yards

1. Tom Brown, 1960-62	275
2. Alex Wujciak, 2008-10	238
3. Joe Horning, 1951-54	222
4. Bill McFadden, 1979-82	212
5. Bernie Faloney, 1950-53	207
6. Randall Jones, 1998-2001	177
7. Lloyd Burruss, 1976-80	173
8. Jim LaRue, 1947-49	168
9. Ernie Arizzi, 1961-63	166
10. Ken Schroy, 1972-74	165
11. Frank Tamburello, 1954-55	161
12. Ralph Lary, 1977-80	160
13. Curome Cox, 2000-03	153
14. Joe Petruzzo, 1950-51	143
15. J.B. Brown, 1985-88	142

Season Interception Return Yards

1. Alex Wujciak (Jr.), 2009	152
2. Joe Horning (Fr.), 1951	147
3. Frank Tamburello (So.), 1954	140
4. Cliff Crosby (Sr.), 1998	133
5. Larry Marshall (Sr.), 1971	131
6. Tom Brown (Sr.), 1962	122
7. Eddie Tomlin (Sr.), 1989	120
8. Shawn Forte (Sr.), 2000	114
9. Bill McFadden (Jr.), 1981	112
10. Dickie Lewis (So.), 1956	111
11. Jim LaRue (Sr.), 1949	103
12. Ralph Lary (Jr.), 1979	102
Joe Petruzzo (So.), 1950	102
14. Cameron Chism (Sr.), 2011	100
15. Lewis Sanders (So.), 1997	99

2014 TEAM STATISTICS

Team Statistics	UMD	OPP
SCORING	208	151
Points Per Game	34.7	25.2
Points Off Turnovers	74	112
FIRST DOWNS	120	139
Rushing	49	69
Passing	63	57
Penalty	8	13
RUSHING YARDAGE	842	1272
Yards gained rushing	996	1454
Yards lost rushing	154	182
Rushing Attempts	209	291
Average Per Rush	4.0	4.4
Average Per Game	140.3	212.0
TDs Rushing	10	8
PASSING YARDAGE	1556	1435
Comp-Att-Int	118-200-8	115-212-6
Average Per Pass	7.8	6.8
Average Per Catch	13.2	12.5
Average Per Game	259.3	239.2
TDs Passing	12	8
TOTAL OFFENSE	2398	2707
Total Plays	409	503
Average Per Play	5.9	5.4
Average Per Game	399.7	451.2
KICK RETURNS: #-Yards	13-291	25-520
PUNT RETURNS: #-Yards	10-225	14-148
INT RETURNS: #-Yards	6-91	8-64
KICK RETURN AVERAGE	22.4	20.8
PUNT RETURN AVERAGE	22.5	10.6
INT RETURN AVERAGE	15.2	8.0
FUMBLES-LOST	9-4	8-5
PENALTIES-Yards	34-322	43-371
Average Per Game	53.7	61.8
PUNTS-Yards	35-1418	33-1321
Average Per Punt	40.5	40.0
Net punt average	33.4	30.2
KICKOFFS-Yards	43-2711	28-1703
Average Per Kick	63.0	60.8
Net kick average	40.5	38.8
TIME OF POSSESSION/Game	28:10	31:50
3RD-DOWN Conversions	35/87	45/111
3rd-Down Pct	40%	41%
4TH-DOWN Conversions	5/5	5/14
4th-Down Pct	100%	36%
SACKS BY-Yards	15-112	13-78
MISC YARDS	1	0
TOUCHDOWNS SCORED	25	18
FIELD GOALS-ATTEMPTS	11-11	8-13
ON-SIDE KICKS	0-0	0-1
RED-ZONE SCORES	(16-18) 89%	(15-24) 63%
RED-ZONE TOUCHDOWNS	(12-18) 67%	(11-24) 46%
PAT-ATTEMPTS	(25-25) 100%	(17-17) 100%
ATTENDANCE	145036	113739
Games/Avg Per Game	3/48345	3/37913
Neutral Site Games		0/0



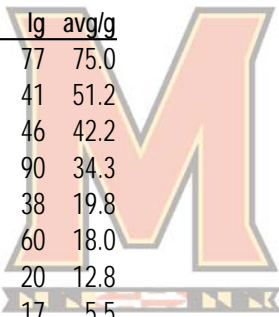
Score by Quarters	1st	2nd	3rd	4th	OT	Total
Maryland	51	68	42	47	0	208
Opponents	44	54	16	37	0	151

2014 INDIVIDUAL STATISTICS

Rushing	gp-gs	att	gain	loss	net	avg	td	lg	avg/g
Brown, C.J.	6-6	64	360	97	263	4.1	5	75	43.8
Ross, Brandon	6-5	43	226	10	216	5.0	2	23	36.0
Brown, Wes	5-0	45	201	11	190	4.2	1	33	38.0
Reid, Albert	4-1	16	62	1	61	3.8	1	12	15.2
Veii, Jacquille	6-0	11	58	0	58	5.3	1	15	9.7
Goins, Kenneth	6-1	10	46	5	41	4.1	0	16	6.8
Diggs, Stefon	6-6	1	12	0	12	12.0	0	12	2.0
Long, Deon	6-6	1	9	0	9	9.0	0	9	1.5
Rowe, Caleb	4-0	13	22	19	3	0.2	0	5	0.8
Team	6-0	5	0	11	-11	-2.2	0	0	-1.8
Total	6	209	996	154	842	4.0	10	75	140.3
Opponents	6	291	1454	182	1272	4.4	8	43	212.0

Passing	gp-gs	effic	comp-att-int	pct	yds	td	lg	avg/g
Brown, C.J.	6-6	129.27	84-146-4	57.5	1067	7	90	177.8
Rowe, Caleb	4-0	154.77	34-54-4	63.0	489	5	60	122.2
Total	6	136.15	118-200-8	59.0	1556	12	90	259.3
Opponents	6	117.90	115-212-6	54.2	1435	8	51	239.2

Receiving	gp-gs	no.	yds	avg	td	lg	avg/g
Diggs, Stefon	6-6	36	450	12.5	3	77	75.0
Long, Deon	6-6	27	307	11.4	1	41	51.2
Leak, Marcus	6-5	16	253	15.8	3	46	42.2
Ross, Brandon	6-5	10	206	20.6	2	90	34.3
Brown, Wes	5-0	8	99	12.4	0	38	19.8
Veii, Jacquille	6-0	6	108	18.0	1	60	18.0
Reid, Albert	4-1	6	51	8.5	0	20	12.8
Goins, Kenneth	6-1	4	33	8.2	1	17	5.5
Isaacs, Andrew	4-3	2	3	1.5	0	3	0.8
Winfree, Juwann	3-0	1	30	30.0	1	30	10.0
Gallo, P.J.	6-2	1	11	11.0	0	11	1.8
Culmer, Malcolm	4-0	1	5	5.0	0	5	1.2
Total	6	118	1556	13.2	12	90	259.3
Opponents	6	115	1435	12.5	8	51	239.2



Punt Returns	no.	yds	avg	td	lg
Likely, William	8	176	22.0	1	69
Nixon, Anthony	1	12	12.0	0	0
Team	1	37	37.0	0	0
Thompson, Avery	0	0	0.0	1	0
Total	10	225	22.5	2	69
Opponents	14	148	10.6	0	32

Interceptions	no.	yds	avg	td	lg
Likely, William	3	89	29.7	1	88
Nixon, Anthony	1	2	2.0	0	2
Johnson, Jeremiah	1	0	0.0	0	0
Hill, Alvin	1	0	0.0	0	0
Total	6	91	15.2	1	88
Opponents	8	64	8.0	1	19

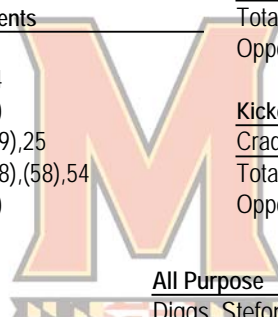
Kick Returns	no.	yds	avg	td	lg
Diggs, Stefon	10	244	24.4	0	59
Veii, Jacquille	2	33	16.5	0	20
Lane, DeAndre	1	14	14.0	0	14
Total	13	291	22.4	0	59
Opponents	25	520	20.8	0	38

Fumble Returns	no.	yds	avg	td	lg
Farrand, Cole	1	6	6.0	0	6
Total	1	6	6.0	0	6
Opponents	1	21	21.0	1	21

2014 INDIVIDUAL STATISTICS

Scoring	td	fg	PAT			dxd	saf	pts	Total Offense	g	plays	rush	pass	total	avg/g
			kick	rush	rcv										
Craddock, Brad	-	11-11	25-25	-	-	-	-	58	Brown, C.J.	6	210	263	1067	1330	221.7
Brown, C.J.	5	-	-	-	-	-	-	30	Rowe, Caleb	4	67	3	489	492	123.0
Ross, Brandon	4	-	-	-	-	-	-	24	Ross, Brandon	6	43	216	0	216	36.0
Diggs, Stefon	3	-	-	-	-	-	-	18	Brown, Wes	5	45	190	0	190	38.0
Leak, Marcus	3	-	-	-	-	-	-	18	Reid, Albert	4	16	61	0	61	15.2
Veii, Jacquille	2	-	-	-	-	-	-	12	Veii, Jacquille	6	11	58	0	58	9.7
Likely, William	2	-	-	-	-	-	-	12	Goins, Kenneth	6	10	41	0	41	6.8
Long, Deon	1	-	-	-	-	-	-	6	Diggs, Stefon	6	1	12	0	12	2.0
Goins, Kenneth	1	-	-	-	-	-	-	6	Long, Deon	6	1	9	0	9	1.5
Brown, Wes	1	-	-	-	-	-	-	6	Team	6	5	-11	0	-11	-1.8
Reid, Albert	1	-	-	-	-	-	-	6	Total	6	409	842	1556	2398	399.7
Thompson, Avery	1	-	-	-	-	-	-	6	Opponents	6	503	1272	1435	2707	451.2
Winfree, Juwann	1	-	-	-	-	-	-	6							
Total	25	11-11	25-25	-	-	-	-	208							
Opponents	18	8-13	17-17	0-1	-	-	-	151							

Field Goals	fg	pct.	01-19	20-29	30-39	40-49	50-99	lg	blk	Punting	no.	yds	avg	lg	tb	fc	i20	50+	blk
Craddock, Brad	11-11	100.0	0-0	1-1	3-3	6-6	1-1	57	0	Renfro, Nathan	34	1418	41.7	64	5	6	13	10	0
										Team	1	0	0.0	0	0	0	0	0	1
										Total	35	1418	40.5	64	5	6	13	10	1
										Opponents	33	1321	40.0	69	5	13	8	6	2
FG Sequence	Maryland	Opponents								Kickoffs	no.	yds	avg	tb	ob	retn	net	ydln	
	James Madison	(49)	-								Craddock, Brad	43	2711	63.0	18	0			
	USF	(23)	(35),54								Total	43	2711	63.0	18	0	20.8	40.5	24
	West Virginia	(46),(41),(30)	43,(47)								Opponents	28	1703	60.8	13	2	22.4	38.8	26
	Syracuse	(31),(44)	(35),(49),25																
	Indiana	(48),(30),(48)	(38),(48),(58),54																
	Ohio State	(57)	48,(28)																



All Purpose	g	rush	rcv	pr	kr	ir	total	avg/g
Diggs, Stefon	6	12	450	0	244	0	706	117.7
Ross, Brandon	6	216	206	0	0	0	422	70.3
Long, Deon	6	9	307	0	0	0	316	52.7
Brown, Wes	5	190	99	0	0	0	289	57.8
Likely, William	6	0	0	176	0	89	265	44.2
Brown, C.J.	6	263	0	0	0	0	263	43.8
Leak, Marcus	6	0	253	0	0	0	253	42.2
Veii, Jacquille	6	58	108	0	33	0	199	33.2
Reid, Albert	4	61	51	0	0	0	112	28.0
Goins, Kenneth	6	41	33	0	0	0	74	12.3
Winfree, Juwann	3	0	30	0	0	0	30	10.0
Team	6	-11	0	37	0	0	26	4.3
Lane, DeAndre	1	0	0	0	14	0	14	14.0
Nixon, Anthony	6	0	0	12	0	2	14	2.3
Gallo, P.J.	6	0	11	0	0	0	11	1.8
Culmer, Malcolm	4	0	5	0	0	0	5	1.2
Rowe, Caleb	4	3	0	0	0	0	3	0.8
Isaacs, Andrew	4	0	3	0	0	0	3	0.8
Total	6	842	1556	225	291	91	3005	500.8
Opponents	6	1272	1435	148	520	64	3439	573.2

2014 DEFENSIVE STATISTICS

#	Defensive Leaders	gp-gs	Tackles				Sacks no-yds	Pass defense			Fumbles		blkd	
			ua	a	tot	tfl/yds		int-yds	brup	qbh	rcv-yds	ff	kick	saf
21	Davis, Sean	6-6	37	19	56	2.0-8	.	.	2
47	Farrand, Cole	6-4	27	25	52	4.0-9	.	.	2	.	1-6	.	.	.
53	Goree, L.A.	5-5	30	22	52	2.0-1
4	Likely, William	6-6	36	6	42	3.0-24	1.0-15	3-89	5	.	.	1	.	.
93	Monroe, Andre	6-6	19	17	36	6.0-42	5.0-40	1	.	.
91	Bowers, Keith	6-3	14	10	24	2.5-5
35	Twine, Alex	4-3	19	5	24	1.0-1	.	.	1	.	.	1	.	.
20	Nixon, Anthony	6-6	11	12	23	.	.	1-2	1	.	.	.	1	.
97	Kilgo, Darius	6-6	14	6	20	5.0-17	1.0-4	.	.	.	2-0	.	1	.
7	Ngakoue, Yannick	6-6	14	5	19	8.5-47	3.0-20	.	2	1
23	Carter, Jermaine	6-0	12	4	16	1	.	.
14	Johnson, Jeremiah	6-2	12	4	16	.	.	1-0	3
77	Myers, Spencer	6-0	8	7	15	2.5-7	0.5-3
27	Hill, Alvin	4-4	8	5	13	.	.	1-0	3
43	Brooks, Jalen	6-3	6	5	11	.	.	.	2
40	Robinson, Matt	3-3	4	6	10	0.5-1	.	.	2
51	Cudjoe-Virgil, Y.	3-0	5	3	8	1.5-8	1.0-7	.	1
99	Jefferson, Quinton	3-3	4	4	8	1.0-10	1.0-10
22	Dancel, Zach	5-0	5	2	7	1.0-2	.	.	1
90	Braglio, Roman	6-0	3	3	6	1.5-6	1.5-6	.	.	.	1-0	.	.	.
32	Ross, Jarrett	5-0	6	.	6	.	.	.	1
41	Aniebonam, Jesse	6-0	1	5	6
39	Walker, Cavon	2-0	5	1	6	.	.	.	1
30	Goins, Kenneth	6-1	3	.	3
37	Thompson, Avery	6-0	2	1	3	1	.	.
29	Riddle, Joe	6-0	1	1	2
67	Shaw, David	3-0	.	2	2
5	Reid, Albert	4-1	2	.	2
34	Vei, Jacquille	6-0	.	2	2	1-0	.	.	.
76	Dunn, Michael	6-6	2	.	2
15	Craddock, Brad	6-0	1	1	2
82	Leak, Marcus	6-5	1	.	1	1	.	.
88	Gallo, P.J.	6-2	1	.	1
48	Hayward, Derrick	5-0	.	1	1
98	Murphy, Clarence	1-0	1	.	1
18	Renfro, Nathan	6-0	1	.	1
4R	Brown, Wes	5-0	1	.	1
TM	Team	6-0	1	.	1	1.0-7	1.0-7	1	.
Total		6	317	184	501	43-195	15-112	6-91	27	1	5-6	6	3	.
Opponents		6	262	88	350	37-134	13-78	8-64	21	2	4-21	7	1	1

2014 GAME-BY-GAME STARTERS

Offense

GAME	TE/RB	Left Tackle	Left Guard	Center	Right Guard	Right Tackle	WR	Quarterback	TB	WR	WR
James Madison	Isaacs ²	Dunn ¹⁴	Altamirano ¹	Conaboy ²³	Zeller ⁸	Doyle ¹⁴	T. Jacobs ¹	Brown ¹⁷	B. Ross ¹⁸	Long ⁷	Diggs ¹⁵
at South Florida	Goins ⁵	Dunn ¹⁵	Altamirano ²	Conaboy ²⁴	Zeller ⁹	Doyle ¹⁵	Leak ¹⁰	Brown ¹⁸	B. Ross ¹⁹	Long ⁸	Diggs ¹⁶
West Virginia	Isaacs ³	Dunn ¹⁶	Altamirano ³	Conaboy ²⁵	Zeller ¹⁰	Doyle ¹⁶	Leak ¹¹	Brown ¹⁹	Reid ⁴	Long ⁹	Diggs ¹⁷
at Syracuse	Isaacs ⁴	Dunn ¹⁷	Altamirano ⁴	Conaboy ²⁶	Zeller ¹¹	Doyle ¹⁷	Leak ¹²	Brown ²⁰	B. Ross ²⁰	Long ¹⁰	Diggs ¹⁸
at Indiana	Gallo ¹	Dunn ¹⁸	Altamirano ⁵	Conaboy ²⁷	Zeller ¹²	Doyle ¹⁸	Leak ¹³	Brown ²¹	B. Ross ²¹	Long ¹¹	Diggs ¹⁹
Ohio State	Gallo ²	Dunn ¹⁹	Altamirano ⁶	Conaboy ²⁸	Zeller ¹³	Doyle ¹⁹	Leak ¹⁴	Brown ²²	B. Ross ²²	Long ¹²	Diggs ²⁰
Iowa	-	-	-	-	-	-	-	-	-	-	-
at Wisconsin	-	-	-	-	-	-	-	-	-	-	-
at Penn State	-	-	-	-	-	-	-	-	-	-	-
Michigan State	-	-	-	-	-	-	-	-	-	-	-
at Michigan	-	-	-	-	-	-	-	-	-	-	-
Rutgers	-	-	-	-	-	-	-	-	-	-	-

Defense

GAME	Def. End	DT	Def. End	OLB	ILB	ILB	OLB	Cornerback	Safety	Safety	Cornerback
James Madison	Jefferson ¹⁴	Kilgo ²⁴	Monroe ⁹	Robinson ²⁰	Twine ¹²	Goree ²¹	Ngakoue ¹	Likely ¹²	Davis ¹⁶	Nixon ¹⁷	Hill ³
at South Florida	Jefferson ¹⁵	Kilgo ²⁵	Monroe ¹⁰	Robinson ²¹	Farrand ²⁰	Goree ²²	Ngakoue ²	Likely ¹³	Davis ¹⁷	Nixon ¹⁸	Hill ⁴
West Virginia	Jefferson ¹⁶	Kilgo ²⁶	Monroe ¹¹	Robinson ²²	Farrand ²¹	Twine ¹³	Ngakoue ³	Likely ¹⁴	Davis ¹⁸	Nixon ¹⁹	Hill ⁵
at Syracuse	Bowers ²²	Kilgo ²⁷	Monroe ¹²	Brooks ¹	Twine ¹⁴	Goree ²³	Ngakoue ⁴	Likely ¹⁵	Davis ¹⁹	Nixon ²⁰	Hill ⁶
at Indiana	Bowers ²³	Kilgo ²⁸	Monroe ¹³	Brooks ²	Farrand ²²	Goree ²⁴	Ngakoue ⁵	Likely ¹⁶	Davis ²⁰	Nixon ²¹	Johnson ¹⁵
Ohio State	Bowers ²⁴	Kilgo ²⁹	Monroe ¹⁴	Brooks ³	Farrand ²³	Goree ²⁵	Ngakoue ⁶	Likely ¹⁷	Davis ²¹	Nixon ²²	Johnson ¹⁶
Iowa	-	-	-	-	-	-	-	-	-	-	-
at Wisconsin	-	-	-	-	-	-	-	-	-	-	-
at Penn State	-	-	-	-	-	-	-	-	-	-	-
Michigan State	-	-	-	-	-	-	-	-	-	-	-
at Michigan	-	-	-	-	-	-	-	-	-	-	-
Rutgers	-	-	-	-	-	-	-	-	-	-	-

Class Starters by Game (includes punter & place-kicker)

GAME	Graduate	Seniors	Juniors	Sophomores	Redshirt Freshmen	True Freshmen	Total
James Madison	1	7	10	5	1 (T. Jacobs)	0	24
at South Florida	1	7	11	5	0	0	24
West Virginia	1	7	11	5	0	0	24
at Syracuse	1	8	10	4	1 (Brooks)	0	24
at Indiana	1	9	9	4	1 (Brooks)	0	24
Ohio State	1	9	9	4	1 (Brooks)	0	24
Iowa	-	-	-	-	-	-	-
at Wisconsin	-	-	-	-	-	-	-
at Penn State	-	-	-	-	-	-	-
Michigan State	-	-	-	-	-	-	-
at Michigan	-	-	-	-	-	-	-
Rutgers	-	-	-	-	-	-	-

Terrapin Playing-Experience Superlatives

	Offense	Defense
Most overall starts, career —	28, Sal Conaboy (C) 22, C.J. Brown, Brandon Ross (RB)	29, Darius Kilgo (NT) 25, L.A. Goree (LB)
Most overall starts, 2014 —	6, 8 players tied	6, 6 players tied
Most consecutive starts, career —	20, Sal Conaboy (C) 19, Ryan Doyle (OL), Matt Dunn (OL)	18, Sean Davis (S) 16, Darius Kilgo (NT)
Most consecutive starts, 2014 —	6, 8 players tied	6, 6 players tied

2014 GAME-BY-GAME PARTICIPATION

GRADUATE (1) JMU USF WV SU IU OSU IA WI PSU MSU MI RU
16 C. Brown QB S S S S S S - - - - - -
Class Participation 1-1 1-1 1-1 1-1 1-1 1-1 - - - - - -

SENIORS (20) JMU USF WV SU IU OSU IA WI PSU MSU MI RU -
6 Long WR S S S S S S - - - - - -
14 Johnson DB x x x x S S - - - - - -
Class Participation 14-7 14-7 14-7 14-7 14-9 14-9 - - - - - -

JUNIORS (21) JMU USF WV SU IU OSU IA WI PSU MSU MI RU
1 Diggs WR S S S S S S - - - - - -
5 Reid RB x x S x dnp dnp - - - - - -
Class Participation 16-10 14-11 11-13 10-12 9-12 9-12 - - - - - -

R-SOPHOMORES (3) JMU USF WV SU IU OSU IA WI PSU MSU MI RU
3 Barry-Pollock DB dnp dnt dnp dnt dnt dnp - - - - - -
Class Participation 0-0 0-0 0-0 1-0 1-0 0-0 - - - - - -

SOPHOMORES (21) JMU USF WV SU IU OSU IA WI PSU MSU MI RU
4 W. Brown RB x x dnp x x x - - - - - -
Class Participation 16-4 12-4 11-4 11-4 10-4 10-4 - - - - - -

R-FRESHMEN (13) JMU USF WV SU IU OSU IA WI PSU MSU MI RU
2 Cockerille QB dnp dnp x x x x - - - - - -
Class Participation 8-0 3-0 5-0 4-1 4-1 4-1 - - - - - -

T-FRESHMEN (20) JMU USF WV SU IU OSU IA WI PSU MSU MI RU
6 Morton RB dnp dnp dnp dnt dnt dnp - - - - - -
Class Participation 1-0 2-0 2-0 4-0 4-0 5-0 - - - - - -

ACTIVE PLAYERS 54 44 46 45 45 46 - - - - - -

x - indicates played in game; S - indicates started game; dnp - did not play; dnt - indicates did not travel for reason other than injury; tr - indicates will sit out season as transfer; susp - suspended for the game

2014 GAME-BY-GAME TEAM STATISTICS

TEAM STATISTICS

Date	Opponent	Rushing				Receiving				Passing				Kick Returns			Punt Returns				tot off	
		no.	yds	td	lg	no.	yds	td	lg	cmp-att-int	yds	td	lg	no.	yds	td	lg	no.	yds	td		lg
Aug 30	JAMES MADISON	50	285	5	33	18	186	2	41	18-35-1	186	2	41	2	73	0	59	1	35	0	35	471
Sep 06	at USF	40	116	0	11	17	201	2	44	17-28-2	201	2	44	2	65	0	49	5	98	1	46	317
Sep 13	WEST VIRGINIA	27	163	1	75	21	284	2	77	21-38-1	284	2	77	3	56	0	22	1	69	1	69	447
Sep 20	at Syracuse	32	89	1	15	16	280	2	90	16-26-0	280	2	90	3	59	0	23	1	12	0	0	369
Sep 27	at Indiana	36	123	1	22	22	361	3	38	22-33-0	361	3	38	0	0	0	0	2	11	0	6	484
Oct 04	OHIO STATE	24	66	2	23	24	244	1	60	24-40-4	244	1	60	3	38	0	19	0	0	0	0	310
Maryland		209	842	10	75	118	1556	12	90	118-200-8	1556	12	90	13	291	0	59	10	225	2	69	2398
Opponents		291	1272	8	43	115	1435	8	51	115-212-6	1435	8	51	25	520	0	38	14	148	0	32	2707

Games played: 6
 Avg per rush: 4.0
 Avg per catch: 13.2
 Pass efficiency: 136.15
 Kick ret avg: 22.4
 Punt ret avg: 22.5
 All purpose avg/game: 500.8
 Total offense avg/gm: 399.7

Date	Opponent	Tackles				Sacks		Fumble		Pass Defense			blkd		PAT Attempts			off	
		ua	a	total	tfl-yds	no-yds	ff	fr-yds	int-yds	qbh	brup	kick	kick	rush	rcv	saf	t/o	pts	
Aug 30	JAMES MADISON	43	42	85	4.0-24	2.0-21	2	1-0	2-2	0	5	0	0	7-7	0	0	0	42	52
Sep 06	at USF	42	18	60	10.0-45	2.0-13	0	0-0	1-0	0	4	1	3-3	0	0	0	0	24	
Sep 13	WEST VIRGINIA	76	34	110	10.0-35	3.0-18	2	3-6	1-1	0	6	1	4-4	0	0	0	12	37	
Sep 20	at Syracuse	59	12	71	4.0-19	1.0-7	1	1-0	1-88	1	3	1	4-4	0	0	0	20	34	
Sep 27	at Indiana	50	30	80	7.0-36	3.0-25	0	0-0	1-0	0	7	0	4-4	0	0	0	0	37	
Oct 04	OHIO STATE	47	48	95	8.0-36	4.0-28	1	0-0	0-0	0	2	0	3-3	0	0	0	0	24	
Maryland		317	184	501	43.0-195	15.0-112	6	5-6	6-91	1	27	3	25-25	0	0	0	74	208	
Opponents		262	88	350	37.0-134	13.0-78	7	4-21	8-64	2	21	1	17-17	0	0	1	112	151	

Date	Opponent	Punting							Field Goals			Kickoffs						
		no.	yds	avg	long	blkd	tb	fc	50+	i20	md-att	long	blkd	no.	yds	avg	tb	ob
Aug 30	JAMES MADISON	6	207	34.5	49	0	0	2	0	5	1-1	49	0	9	585	65.0	7	0
Sep 06	at USF	4	188	47.0	64	0	1	0	2	0	1-1	23	0	5	311	62.2	1	0
Sep 13	WEST VIRGINIA	8	335	41.9	64	1	2	1	4	3	3-3	46	0	9	557	61.9	4	0
Sep 20	at Syracuse	7	313	44.7	53	0	1	0	3	3	2-2	44	0	7	451	64.4	1	0
Sep 27	at Indiana	4	158	39.5	48	0	1	2	0	2	3-3	48	0	8	507	63.4	2	0
Oct 04	OHIO STATE	6	217	36.2	56	0	0	1	1	0	1-1	57	0	5	300	60.0	3	0
Maryland		35	1418	40.5	64	1	5	6	10	13	11-11	57	0	43	2711	63.0	18	0
Opponents		33	1321	40.0	69	2	5	13	6	8	8-13	58	1	28	1703	60.8	13	2

2014 GAME-BY-GAME OPPONENT STATISTICS

OPPONENT STATISTICS

Date	Opponent	Rushing				Receiving				Passing				Kick Returns				Punt Returns				tot off
		no.	yds	td	lg	no.	yds	td	lg	cmp-att-int	yds	td	lg	no.	yds	td	lg	no.	yds	td	lg	
Aug 30	JAMES MADISON	44	161	1	34	16	141	0	33	16-37-2	141	0	33	2	35	0	18	1	1	0	1	302
Sep 06	at USF	37	83	1	19	15	174	0	27	15-37-1	174	0	27	4	81	0	24	1	22	0	22	257
Sep 13	WEST VIRGINIA	59	183	1	22	37	511	4	50	37-49-1	511	4	50	5	87	0	25	4	37	0	17	694
Sep 20	at Syracuse	51	370	2	39	14	219	0	51	14-28-1	219	0	51	6	117	0	26	4	47	0	22	589
Sep 27	at Indiana	47	206	1	43	14	126	0	29	14-37-1	126	0	29	6	153	0	38	1	-1	0	0	332
Oct 04	OHIO STATE	53	269	2	28	19	264	4	35	19-24-0	264	4	35	2	47	0	30	3	42	0	32	533
Opponents		291	1272	8	43	115	1435	8	51	115-212-6	1435	8	51	25	520	0	38	14	148	0	32	2707
Maryland		209	842	10	75	118	1556	12	90	118-200-8	1556	12	90	13	291	0	59	10	225	2	69	2398

Games played: 6
 Avg per rush: 4.4
 Avg per catch: 12.5
 Pass efficiency: 117.90
 Kick ret avg: 20.8
 Punt ret avg: 10.6
 All purpose avg/game: 573.2
 Total offense avg/gm: 451.2

Date	Opponent	Tackles				Sacks	Fumble	Pass Defense			blkd	PAT Attempts			off				
		ua	a	total	tfl-yds	no-yds	ff	fr-yds	int-yds	qbh	brup	kick	kick	rush	rcv	saf	t/o	pts	
Aug 30	JAMES MADISON	56	14	70	5.0-9	0.0-0	1	0-0	1-12	0	5	0	0	1-1	0	0	0	42	7
Sep 06	at USF	46	16	62	5.0-24	3.0-22	6	4-21	2-0	0	0	0	2-2	0	0	0	28	17	
Sep 13	WEST VIRGINIA	42	12	54	10.0-32	2.0-10	0	0-0	1-0	0	5	1	5-5	0	0	1	0	40	
Sep 20	at Syracuse	36	14	50	4.0-21	3.0-16	0	0-0	0-0	2	3	0	2-2	0	0	0	0	20	
Sep 27	at Indiana	50	6	56	7.0-20	2.0-13	0	0-0	0-0	0	6	0	0-0	0	0	0	0	15	
Oct 04	OHIO STATE	32	26	58	6.0-28	3.0-17	0	0-0	4-52	0	2	0	7-7	0	0	0	42	52	
Opponents		262	88	350	37.0-134	13.0-78	7	4-21	8-64	2	21	1	17-17	0	0	1	112	151	
Maryland		317	184	501	43.0-195	15.0-112	6	5-6	6-91	1	27	3	25-25	0	0	0	74	208	

Date	Opponent	Punting									Field Goals			Kickoffs				
		no.	yds	avg	long	blkd	tb	fc	50+	i20	md-att	long	blkd	no.	yds	avg	tb	ob
Aug 30	JAMES MADISON	10	390	39.0	55	0	1	5	2	1	0-0	0	0	2	126	63.0	0	0
Sep 06	at USF	8	312	39.0	55	1	1	2	1	2	1-2	35	0	3	195	65.0	1	0
Sep 13	WEST VIRGINIA	3	125	41.7	49	0	0	1	0	0	1-2	47	1	6	379	63.2	3	0
Sep 20	at Syracuse	6	210	35.0	56	1	2	3	1	2	2-3	49	0	4	228	57.0	1	0
Sep 27	at Indiana	4	182	45.5	50	0	1	1	1	1	3-4	58	0	4	217	54.2	3	1
Oct 04	OHIO STATE	2	102	51.0	69	0	0	1	1	2	1-2	28	0	9	558	62.0	5	1
Opponents		33	1321	40.0	69	2	5	13	6	8	8-13	58	1	28	1703	60.8	13	2
Maryland		35	1418	40.5	64	1	5	6	10	13	11-11	57	0	43	2711	63.0	18	0

2014 MARYLAND OFFENSIVE GAME-BY-GAME

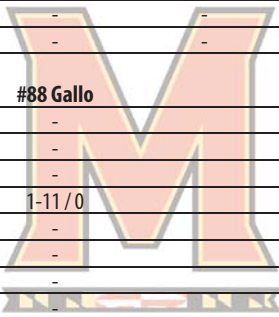
Rushing

Att-Yds / TD	#1 Diggs	#4 W.Brown	#5 Reid	#6 Long	#7 Rowe	#16 C.J.Brown	#30 Goins	#34 Veii	#45 B.Ross
James Madison	-	13-84 / 0	5-24 / 1	-	5-9 / 0	7-61 / 3	3-31 / 0	-	16-86 / 1
at South Florida	-	13-61 / 0	8-34 / 0	-	dnp	10-3 / 0	1-4 / 0	-	6-25 / 0
West Virginia	-	dnp	3-4 / 0	-	0-0 / 0	18-161 / 1	1-5 / 0	-	4-6 / 0
at Syracuse	1-12 / 0	2-5 / 0	0-0 / 0	-	dnp	14-25 / 0	2-2 / 0	8-42 / 1	6-6 / 0
at Indiana	-	15-41 / 0	dnp	1-9 / 0	4-11 / 0	7-29 / 1	2-6 / 0	1-2 / 0	6-61 / 0
Ohio State	-	2-8 / 0	dnp	-	4-9 / 0	8-3 / 0	1-3 / 0	1-11 / 0	8-38 / 0
Iowa	-	-	-	-	-	-	-	-	-
at Wisconsin	-	-	-	-	-	-	-	-	-
at Penn State	-	-	-	-	-	-	-	-	-
Michigan State	-	-	-	-	-	-	-	-	-
at Michigan	-	-	-	-	-	-	-	-	-
Rutgers	-	-	-	-	-	-	-	-	-

Receiving

Rec-Yds / TD	#1 Diggs	#4 W.Brown	#5 Reid	#6 Long	#30 Goins	#34 Veii	#44 Isaacs	#45 Ross	#82 Leak
James Madison	5-53 / 0	2-27 / 0	2-17 / 0	2-48 / 1	2-0 / 1	1-4 / 0	-	1-15 / 0	2-17 / 0
at South Florida	7-50 / 0	0-0 / 0	1-12 / 0	4-42 / 0	1-17 / 0	-	-	1-8 / 0	3-72 / 2
West Virginia	5-127 / 1	dnp	3-22 / 0	4-39 / 0	-	1-26 / 0	1-0 / 0	5-50 / 0	2-20 / 0
at Syracuse	6-56 / 0	1-7 / 0	0-0 / 0	1-13 / 0	0-0 / 0	0-0 / 0	1-3 / 0	2-97 / 1	4-93 / 1
at Indiana	6-112 / 1	2-50 / 0	dnp	10-108 / 0	1-16 / 0	0-0 / 0	dnp	1-36 / 1	1-9 / 0
Ohio State	7-52 / 1	3-15 / 0	dnp	6-57 / 0	0-0 / 0	4-78 / 0	dnp	0-0 / 0	4-42 / 0
Iowa	-	-	-	-	-	-	-	-	-
at Wisconsin	-	-	-	-	-	-	-	-	-
at Penn State	-	-	-	-	-	-	-	-	-
Michigan State	-	-	-	-	-	-	-	-	-
at Michigan	-	-	-	-	-	-	-	-	-
Rutgers	-	-	-	-	-	-	-	-	-

Rec-Yds / TD	#81 Winfree	#82 Leak	#83 Culmer	#88 Gallo
James Madison	dnp	2-17 / 0	1-5 / 0	-
at South Florida	dnp	3-72 / 2	-	-
West Virginia	dnp	2-20 / 0	-	-
at Syracuse	0-0 / 0	4-93 / 1	dnp	1-11 / 0
at Indiana	1-30 / 1	1-9 / 0	dnp	-
Ohio State	0-0 / 0	4-42 / 0	-	-
Iowa	-	-	-	-
at Wisconsin	-	-	-	-
at Penn State	-	-	-	-
Michigan State	-	-	-	-
at Michigan	-	-	-	-
Rutgers	-	-	-	-



Passing

C-A-I / Yds / TD	#7 Rowe	#16 Brown
FIU	7-11-1 / 75 / 1	11-24-0 / 111 / 1
at South Florida	dnp	17-28-2 / 201 / 2
West Virginia	2-3-0 / 43 / 1	19-35-1 / 241 / 1
at Syracuse	-	16-26-0 / 280 / 2
at Indiana	12-18-0 / 198 / 2	10-15-0 / 163 / 1
Ohio State	-	-
Iowa	-	-
at Wisconsin	-	-
at Penn State	-	-
Michigan State	-	-
at Michigan	-	-
Rutgers	-	-

Punting

No-Avg / In20	#18 Renfro
James Madison	6-34.5 / 5
at South Florida	4-47.0 / 0
West Virginia	7-47.9 / 3
at Syracuse	7-44.7 / 3
at Indiana	4-39.5 / 2
Ohio State	4-
Iowa	-
at Wisconsin	-
at Penn State	-
Michigan State	-
at Michigan	-
Rutgers	-

Field Goals

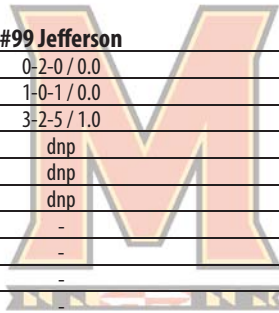
Made, Missed	#15 Craddock
James Madison	49g
at South Florida	23g
West Virginia	30g, 41g, 46g
at Syracuse	31g, 44g
at Indiana	28g, 30g, 48g
Ohio State	57g
Iowa	-
at Wisconsin	-
at Penn State	-
Michigan State	--
at Michigan	-
Rutgers	-

2014 MARYLAND DEFENSIVE GAME-BY-GAME

UT-AT-TT / Sacks	#4 Likely	#7 Ngakoue	#14 J.Johnson	#20 Nixon	#21 Davis	#23 J.Carter	#27 Hill	#35 Twine
James Madison	4-0-4 / 1.0	2-3-5 / 0.0	1-0-1 / 0.0	0-2-0 / 0.0	8-2-10 / 0.0	3-0-3 / 0.0	2-0-2 / 0.0	3-4-7 / 0.0
at South Florida	5-1-6 / 0.0	3-0-3 / 1.0	1-0-1 / 0.0	1-1-2 / 0.0	3-3-6 / 0.0	0-0-0 / 0.0	2-0-2 / 0.0	4-0-4 / 0.0
West Virginia	7-1-8 / 0.0	4-0-4 / 0.0	3-1-4 / 0.0	3-5-8 / 0.0	8-5-13 / 0.0	5-1-6 / 0.0	2-3-5 / 0.0	8-1-9 / 0.0
at Syracuse	9-0-9 / 0.0	2-1-3 / 0.0	3-0-3 / 0.0	2-1-3 / 0.0	8-1-9 / 0.0	3-1-4 / 0.0	2-2-4 / 0.0	4-0-4 / 0.0
at Indiana	5-0-5 / 0.0	2-0-2 / 1.0	1-1-2 / 0.0	4-1-5 / 0.0	3-1-4 / 0.0	1-2-3 / 0.0	dnp	dnp
Ohio State	6-4-10 / 0.0	1-1-2 / 1.0	3-2-5 / 0.0	1-2-3 / 0.0	7-7-14 / 0.0	0-0-0 / 0.0	dnp	dnp
Iowa	-	-	-	-	-	-	-	-
at Wisconsin	-	-	-	-	-	-	-	-
at Penn State	-	-	-	-	-	-	-	-
Michigan State	-	-	-	-	-	-	-	-
at Michigan	-	-	-	-	-	-	-	-
Rutgers	-	-	-	-	-	-	-	-

UT-AT-TT / Sacks	#39 C.Walker	#40 Robinson	#41 Aniebonam	#43 Brooks	#47 Farrand	#53 Goree	#77 Myers	#90 Braglio
James Madison	3-1-4 / 0.0	3-3-6 / 0.0	0-1-1 / 0.0	0-2-2 / 0.0	0-1-1 / 0.0	7-7-14 / 0.0	2-3-5 / 0.5	0-1-1 / 0.5
at South Florida	dnp	1-2-3 / 0.0	0-2-0 / 0.0	0-0-0 / 0.0	4-1-5 / 0.0	4-2-6 / 0.0	2-1-3 / 0.0	0-1-0 / 0.0
West Virginia	2-0-2 / 0.0	0-1-1 / 0.0	1-1-2 / 0.0	1-0-1 / 0.0	7-2-9 / 0.0	dnp	3-1-4 / 0.0	1-1-2 / 0.0
at Syracuse	dnp	dnp	0-0-0 / 0.0	4-0-4 / 0.0	0-1-0 / 0.0	7-2-9 / 0.0	0-1-1 / 0.0	1-0-1 / 0.0
at Indiana	dnp	dnp	0-0-0 / 0.0	1-2-3 / 0.0	11-8-19 / 0.0	6-3-9 / 0.0	0-1-1 / 0.0	1-0-1 / 1.0
Ohio State	dnp	dnp	0-1-1 / 0.0	0-1-1 / 0.0	1-12-17 / 0.0	6-8-14 / 0.0	1-0-1 / 0.0	0-0-0 / 0.0
Iowa	-	-	-	-	-	-	-	-
at Wisconsin	-	-	-	-	-	-	-	-
at Penn State	-	-	-	-	-	-	-	-
Michigan State	-	-	-	-	-	-	-	-
at Michigan	-	-	-	-	-	-	-	-
Rutgers	-	-	-	-	-	-	-	-

UT-AT-TT / Sacks	#91 Bowers	#93 Monroe	#97 Kilgo	#99 Jefferson
James Madison	2-1-3 / 0.0	0-5-5 / 0.0	2-3-5 / 0.0	0-2-0 / 0.0
at South Florida	2-0-2 / 0.0	5-3-8 / 1.0	1-0-1 / 0.0	1-0-1 / 0.0
West Virginia	4-2-6 / 0.0	4-5-9 / 1.0	3-1-4 / 1.0	3-2-5 / 1.0
at Syracuse	3-0-3 / 0.0	3-0-3 / 1.0	2-1-3 / 0.0	dnp
at Indiana	2-1-3 / 0.0	4-2-6 / 0.0	2-0-2 / 0.0	dnp
Ohio State	1-6-7 / 0.0	3-2-5 / 2.0	4-1-5 / 0.0	dnp
Iowa	-	-	-	-
at Wisconsin	-	-	-	-
at Penn State	-	-	-	-
Michigan State	-	-	-	-
at Michigan	-	-	-	-
Rutgers	-	-	-	-



2014 SEASON SUPERLATIVES

INDIVIDUAL MARYLAND GAME HIGHS

Rushes	18	C.J. Brown vs West Virginia (Sep 13, 2014)
Yards Rushing	161	C.J. Brown vs West Virginia (Sep 13, 2014)
TD Rushes	3	C.J. Brown vs James Madison (Aug 30, 2014)
Long Rush	75	C.J. Brown vs West Virginia (Sep 13, 2014)
Pass attempts	35	C.J. Brown vs West Virginia (Sep 13, 2014)
Pass completions	19	C.J. Brown vs West Virginia (Sep 13, 2014)
Yards Passing	280	C.J. Brown vs Syracuse (Sep 20, 2014)
TD Passes	2	C.J. Brown at USF (Sep 6, 2014)
		C.J. Brown at Syracuse (Sep 20, 2014)
		Caleb Rowe at Indiana (Sep 27, 2014)
Long Pass	90	C.J. Brown at Syracuse (Sep 20, 2014)
Receptions	10	Deon Long at Indiana (Sep 27, 2014)
Yards Receiving	127	Stefon Diggs vs West Virginia (Sep 13, 2014)
TD Receptions	2	Marcus Leak at USF (Sep 6, 2014)
Long Reception	90	Brandon Ross at Syracuse (Sep 20, 2014)
Field Goals	3	Brad Craddock vs West Virginia (Sep 13, 2014)
		Brad Craddock at Indiana (Sep 27, 2014)
Long Field Goal	57	Brad Craddock vs Ohio State (Oct 4, 2014)
Punts	7	Nathan Renfro vs West Virginia (Sep 13, 2014)
	7	Nathan Renfro at Indiana (Sep 27, 2014)
Punting Avg	47.9	Nathan Renfro vs West Virginia (Sep 13, 2014)
Long Punt	64	Nathan Renfro vs West Virginia (Sep 13, 2014)
Punts inside 20	5	Nathan Renfro vs James Madison (Aug 30, 2014)
Long Punt Return	69	William Likely at West Virginia (Sep 13, 2014)
Long Kickoff Return	59	Stefon Diggs vs James Madison (Aug 30, 2014)
Tackles	18	Cole Farrand at Indiana (Sep 27, 2014)
Sacks	2.0	Andre Monroe vs Ohio State (Oct 4, 2014)
Tackles For Loss	3.0	Yannick Ngakoue vs West Virginia (Sep 13, 2014)
Interceptions	1	Six times: last Will Likely at Indiana (Sep 27, 2014)

MARYLAND TEAM HIGHS

Rushes	50	vs James Madison (Aug 30, 2014)
Yards Rushing	285	vs James Madison (Aug 30, 2014)
Yards Per Rush	6.0	vs West Virginia (Sep 13, 2014)
TD Rushes	5	vs James Madison (Aug 30, 2014)
Pass attempts	40	vs Ohio State (Oct 4, 2014)
Pass completions	24	vs Ohio State (Oct 4, 2014)
Yards Passing	361	at Indiana (Sep 27, 2014)
Yards Per Pass	17.5	at Syracuse (Sep 20, 2014)
TD Passes	3	at Indiana (Sep 27, 2014)
Total Plays	85	vs James Madison (Aug 30, 2014)
Total Offense	471	vs James Madison (Aug 30, 2014)
Yards Per Play	7.0	at Indiana (Sep 27, 2014)
Points	52	vs James Madison (Aug 30, 2014)
Sacks By	4	vs Ohio State (Oct 4, 2014)
First Downs	30	vs James Madison (Aug 30, 2014)
Penalties	8	at Syracuse (Sep 20, 2014)
		at Indiana (Sep 27, 2014)
Penalty Yards	83	at Indiana (Sep 27, 2014)
Turnovers	6	vs South Florida (Sep 6, 2014)
Interceptions By	2	vs James Madison (Aug 30, 2014)
Punts	7	vs West Virginia (Sep 13, 2014)
Punting Avg	47.9	vs West Virginia (Sep 13, 2014)
Long Punt	64	vs West Virginia (Sep 13, 2014)
Punts inside 20	5	vs James Madison (Aug 30, 2014)
Long Punt Return	69	vs West Virginia (Sep 13, 2014)

INDIVIDUAL OPPONENT GAME HIGHS

Rushes	24	Ezekiel Elliott, vs Ohio State (Oct 4, 2014)
Yards Rushing	139	Ezekiel Elliott, vs Ohio State (Oct 4, 2014)
TD Rushes	2	Terrel Hunt, at Syracuse (Sep 20, 2014)
Long Rush	43	Tevin Coleman, at Indiana (Sep 27, 2014)
Pass attempts	49	Clint Trickett, vs West Virginia (Sep 13, 2014)
Pass completions	37	Clint Trickett, vs West Virginia (Sep 13, 2014)
Yards Passing	511	Clint Trickett, vs West Virginia (Sep 13, 2014)
TD Passes	4	Clint Trickett, vs West Virginia (Sep 13, 2014)
		J.T. Barrett, vs Ohio State (Oct 4, 2014)
Long Pass	51	Terrel Hunt, at Syracuse (Sep 20, 2014)
Receptions	13	Kevin White, vs West Virginia (Sep 13, 2014)
Yards Receiving	216	Kevin White, vs West Virginia (Sep 13, 2014)
TD Receptions	2	Mario Alford, vs West Virginia (Sep 13, 2014)
Long Reception	51	Jerrold West, at Syracuse (Sep 20, 2014)
Field Goals	3	Griffin Oakes, at Indiana (Sep 27, 2014)
Long Field Goal	58	Griffin Oakes, at Indiana (Sep 27, 2014)
Punts	10	Gunnar Kane, vs James Madison (Aug 30, 2014)
Punting Avg	51.0	Cameron Johnston, vs Ohio State (Oct 4, 2014)
Long Punt	69	Cameron Johnston, vs Ohio State (Oct 4, 2014)
Punts inside 20	2	three times: last; Cameron Johnston, vs Ohio State (Oct 4, 2014)
Long Punt Return	32	Dontre Wilson, vs Ohio State (Oct 4, 2014)
Long Kickoff Return	38	Damon Graham, at Indiana (Sep 27, 2014)
Tackles	12	Nick Kwiatkoski, vs West Virginia (Sep 13, 2014)
Sacks	1.5	Brandon Golson, vs West Virginia (Sep 13, 2014)
Tackles For Loss	2.5	Nick Kwiatkoski, vs West Virginia (Sep 13, 2014)
Interceptions	1	Daryl Worley, vs West Virginia (Sep 13, 2014)

OPPONENT TEAM HIGHS

Rushes	59	vs West Virginia (Sep 13, 2014)
Yards Rushing	370	at Syracuse (Sep 20, 2014)
Yards Per Rush	7.3	at Syracuse (Sep 20, 2014)
TD Rushes	2	at Syracuse (Sep 20, 2014)
		vs Ohio State (Oct 4, 2014)
Pass attempts	49	vs West Virginia (Sep 13, 2014)
Pass completions	37	vs West Virginia (Sep 13, 2014)
Yards Passing	511	vs West Virginia (Sep 13, 2014)
Yards Per Pass	13.9	vs Ohio State (Oct 4, 2014)
TD Passes	4	vs West Virginia (Sep 13, 2014)
		vs Ohio State (Oct 4, 2014)
Total Plays	108	vs West Virginia (Sep 13, 2014)
Total Offense	694	vs West Virginia (Sep 13, 2014)
Yards Per Play	7.5	at Syracuse (Sep 20, 2014)
Points	40	vs West Virginia (Sep 13, 2014)
Sacks By	3	vs South Florida (Sep 6, 2014)
First Downs	33	vs West Virginia (Sep 13, 2014)
Penalties	9	vs James Madison (Aug 30, 2014)
		at Indiana (Sep 27, 2014)
Penalty Yards	102	vs James Madison (Aug 30, 2014)
Turnovers	4	vs West Virginia (Sep 13, 2014)
Interceptions By	4	vs Ohio State (Oct 4, 2014)
Punts	10	vs James Madison (Aug 30, 2014)
Punting Avg	51.0	vs Ohio State (Oct 4, 2014)
Long Punt	69	vs Ohio State (Oct 4, 2014)
Punts inside 20	2	three times last; vs Ohio State (Oct 4, 2014)
Long Punt Return	32	vs Ohio State (Oct 4, 2014)

GAME 1 RECAP: JAMES MADISON

TERPS ROUT JMU 52-7 IN 2014 SEASON OPENER

COLLEGE PARK, Md. - C.J. Brown accounted for 172 total yards and four touchdowns to lead the University of Maryland football team to a 52-7 rout of James Madison in the Terps' 2014 season opener.

Brown scored on runs of 11, eight and two yards in the first half to help the Terps build a 24-0 lead going into halftime.

Brandon Ross opened the scoring in the third quarter with an impressive 8-yard run before Brown capped his day with a 41-yard touchdown strike to Deon Long.

Kenneth Goins Jr. and Albert Reid capped the Terrapins' scoring efforts with touchdown runs of two and 12 yards, respectively.

Ross led the Terps with 86 rushing yards on 16 carries, while Wes Brown had 81 yards on 13 carries.

Stefon Diggs was Maryland's leading receiver with five catches for 53 yards and thrilled the 45,080 at Capital One Field at Byrd Stadium with a 59-yard kickoff return. Diggs led all players with 112 all-purpose yards.

James Madison's lone score came early in the third quarter when the Dukes turned a Maryland turnover into a short field. That 27-yard drive was finished off by a 1-yard plunge by John Miller.

The Terrapin defense was led by L.A. Goree, who totaled 14 tackles, including seven solo efforts. Sean Davis also turned in a double-digit tackle day with 10, including eight solos.

Anthony Nixon and Jeremiah Johnson had interceptions for the Terps, with Johnson's coming in the end zone as the first half clock came to a close.

William Likely also had a big day for Maryland with four solo tackles, including a sack for 15 yards, a pass break-up and one punt return for 35 yards.

Brad Craddock connected on his only field goal attempt of the day, a 49-yarder in the first quarter. He also converted all seven extra-point attempts and had seven of his nine kickoffs result in touchbacks.

The Dukes were led by quarterback Vad Lee, who had 141 passing yards and 27 rushing yards. Khalid Abdullah finished the game with 67 yards on 20 carries for JMU.

Maryland returns to action on Saturday, Sept. 6 when the Terps hit the road for the first time in 2014 at South Florida. Kickoff for the Terrapins and Bulls is set for 3:30



Quarterback **C.J. Brown** accounted for four touchdowns against the Dukes.

p.m. at Raymond James Stadium. The game will be televised on the CBS Sports Network.

GAME STATS

JAMES MADISON							7
MARYLAND							52
Aug. 30, 2014 at Capital One Field at Byrd Stadium (45,080)							
SCORING	1	2	3	4	-	F	
James Madison	0	0	0	7	-	7	
Maryland	17	7	21	7	-	52	

SCORING SUMMARY

First Quarter
 MD - C.J. Brown 11 run (Craddock kick), 11:43
 MD - C.J. Brown 8 run (Craddock kick), 8:48
 MD - FG Brad Craddock 49, 1:57
Second Quarter
 MD - C.J. Brown 2 run (Craddock kick), 6:46
Third Quarter
 MD - Brandon Ross 8 run (Craddock kick), 12:20
 MD - Deon Long 41 pass fr C.J. Brown (Craddock kick), 7:55
 MD - Kenneth Goins 2 pass fr Caleb Rowe (Craddock kick), 0:10
Fourth Quarter
 JMU - John Miller 1 run (Arnone, C. kick), 10:56
 MD - Albert Reid 12 run (Craddock kick), 4:01

TEAM STATISTICS

	JMU	MD
First Downs	16	30
Rushes-Yards	44-161	50-285
Comp-Att-Int	16-37-2	18-35-1
Passing Yards	141	186
Total Offense Plays-Yards	81-302	85-471
Fumble Returns-Yards	0-0	0-0
Punt Returns-Yards	1-1	1-35
Interception Returns-Yards	1-12	2-2
Punts-Average	10-33.5	6-34.3
Fumbles-Lost	0-0	0-0
Penalties-Yards	9-102	5-35
Third-Down Conversions	4-19	9-18
Fourth-Down Conversions	3-4	2-2
Red-Zone Scores-Chances	1-2	6-6
Sacks By-Yards Lost	0-0	2-21
Time of Possession	26:10	33:50

INDIVIDUAL STATISTICS

RUSHING - Maryland: Brandon Ross 16-86-1, Wes Brown 13-81, C.J. Brown 7-61-3, Kenneth Goins 3-31, Albert Reid 5-23-1, Caleb Rowe 5-5, Team 1-minus 2; JMU: Khalid Abdullah 20-67, Alden Hill 8-36, John Miller 6-29-1, Vad Lee 8-27, Sean Tapley 1-1, Juan Latney 1-1.

PASSING - Maryland: C.J. Brown 11-24-0-111-1, Caleb Rowe 7-11-1-75-1; JMU: Vad Lee 16-37-2-141-0.

RECEIVING - Maryland: Stefon Diggs 5-53, Deon Long 2-48-1, Wes Brown 2-27, Marcus Leak 2-17, Albert Reid 2-17, Brandon Ross 1-15, Malcolm Culmer 1-5, Jacquille Veii 1-4, Kenneth Goins 2-0-1; JMU: Sean Tapley 3-62, Brandon Ravenel 4-31, Andre Coble 3-16, Deane Cheatham 2-12, Khalid Abdullah 2-8, Alden Hill 1-7, Daniel Brown 1-5.

TACKLES - Maryland: L.A. Goree 7-7-14, Sean Davis 8-2-10, Alex Twine 3-4-7, Matt Robinson 3-3-6, Spencer Myers 2-3-5, Yannick Ngakoue 2-3-5, Darius Kilgo 2-3-5, Andre Monroe 0-5-5; JMU: Aaron Peak 9-0-9, Kyre Hawkins 8-1-9, Dean Marlowe 7-2-9, Sage Harold 5-1-6, Taylor Reynolds 4-2-6.

GAME 2 RECAP: USF

TERPS SCORE 10 UNANSWERED POINTS IN 4TH TO TOP USF

TAMPA, Fla. - C.J. Brown threw for two touchdowns and Avery Thompson recovered a blocked punt in the end zone for a fourth-quarter TD that helped Maryland beat South Florida 24-17 on Saturday.

Marcus Leak scored on receptions of 10 and 44 yards for the Terrapins (2-0), who overcame six turnovers, including a pair of interceptions that stopped promising drives.

Thompson's TD put Maryland ahead for good with 12:25 remaining. Brad Craddock's 23-yard field goal made 24-17, and cornerback Alvin Hill's late interception helped the Terrapins put it away.

USF (1-1) lost quarterback Mike White with an arm injury on the first play of the game. Backup Steven Bench scored on a 17-yard run and linebacker Auggie Sanchez scored on a 21-yard fumble return for the Bulls, who led 17-14 at halftime.

Maryland's defense limited Marlon Mack, who began the day as the nation's leading rusher, to 73 yards on 22 carries.

Mack ran for 275 yards and four TDs, helping USF overcome an early 11-point deficit to beat Western Carolina in the Bulls opener. The true freshman who scored on runs of 62, 60 and 56 yards in the opener found the going much tougher against a defensive front primed to slow down the 6-foot, 195-pound blend of power and speed.

The USF running back had a couple of nice runs for 15 and 19 yards, but averaged just 3.3 yards per carry after gaining nearly 12 per attempt in his debut last week.

Brown threw for 111 yards, no touchdowns and one interception in Maryland's season-opening rout of James Madison. He was much more effective Saturday, completing 17 of 28 passes for 201 yards. He also was intercepted on the Terps' opening series, the first of four first-half turnovers that threatened his team's chances of winning, and threw a third-quarter pick that stopped a drive deep in USF territory.

USF lost White when he was hit after throwing 12 yards to Sean Price on the first play of the game. Bench started two games and appeared in seven overall a year ago, but didn't play nearly as well as he did Saturday in guiding the Bulls to his touchdown and a 35-yard field goal that put the Bulls up 17-14.

Bench finished 14 of 36 for 162 yards. He was sacked twice and threw the late interception that helped



Junior wide receiver **Marcus Leak** got Maryland on the board with a 10-yard TD reception.

Maryland stay in control in the closing minutes.

Stefon Diggs had seven receptions for 50 yards for the Terrapins. Leak had three receptions for a team-leading 72 yards.

GAME STATS

MARYLAND						24
USF						17
Sept. 6, 2014 at Raymond James Stadium (28,915)						
SCORING	1	2	3	4	-	F
MARYLAND	14	0	0	10	-	24
USF	7	10	0	0	-	17

SCORING SUMMARY

First Quarter

MD - Marcus Leak 10 pass fr. C.J. Brown (Craddock kick), 7:02

USF - Auggie Sanchez 21 fumble recovery (Kloss kick), 4:04

MD - Marcus Leak 44 pass fr. C.J. Brown (Craddock kick), 2:38

Second Quarter

USF - Steven Bench 15 run (Kloss kick), 11:27

USF - FG Marvin Kloss 35, 0:00

Fourth Quarter

MD - Avery Thompson 0 blocked punt return (Craddock kick), 12:25

MD - FG Brad Craddock 23, 5:16

TEAM STATISTICS

	MD	USF
First Downs	17	16
Rushes-Yards	40-116	37-83
Comp-Att-Int	17-28-2	15-37-1
Passing Yards	201	174
Total Offense Plays-Yards	68-317	74-257
Fumble Returns-Yards	0-0	1-21
Punt Returns-Yards	5-98	1-22
Interception Returns-Yards	1-0	2-0
Punts-Average	4-47.0	8-39.0
Fumbles-Lost	7-4	0-0
Penalties-Yards	4-35	6-39
Third-Down Conversions	8-14	9-21
Fourth-Down Conversions	0-0	0-2
Red-Zone Scores-Chances	2-4	2-3
Sacks By-Yards Lost	2-13	3-22
Time of Possession	27:07	32:53

INDIVIDUAL STATISTICS

RUSHING - Maryland: Wes Brown 13-61, Albert Reid 8-34, Brandon Ross 6-25, Kenneth Goins 1-4, C.J. Brown 10-minus 3, TEAM 2-minus 5; USF: Marlon Mack 22-73, Rodney Adams 1-11, Steven Bench 5-9, D'Erne Johnson 3-4, Darius Tice 5-3, TEAM 1-minus 17.

PASSING - Maryland: C.J. Brown 17-28-2-201-2; USF: Steven Bench 14-36-1-162, Mike White 1-1-0-12.

RECEIVING - Maryland: Marcus Leak 3-72-2, Stefon Diggs 7-50, Deon Long 4-42, Kenneth Goins 1-17, Albert Reid 1-12, Brandon Ross 1-8; USF: Mike McFarland 4-55, Rodney Adams 3-49, Deonte Welch 4-43, Sean Price 2-17, Marlon Mack 1-7, Darius Tice 1-3.

TACKLES - Maryland: Andre Monroe 5-3-8, William Likely 5-1-6, L.A. Goree 4-2-6, Sean Davis 3-3-6, Cole Farrand 4-1-5; USF: Nigel Harris 8-1-9, Jamie Byrd 6-0-6, Nate Godwin 5-0-5, Todd Chandler 2-3-5, Eric Lee 2-3-5.

GAME 3 RECAP: WEST VIRGINIA

LAST-SECOND FIELD GOAL LIFTS WVU OVER MARYLAND

COLLEGE PARK, Md. - Senior quarterback C.J. Brown passed for 241 yards with a touchdown and rushed for 161 more, including a 75-yard TD run, but that wasn't enough for the University of Maryland football team to overcome West Virginia, which kicked a 47-yard field goal as time expired, in a 40-37 shootout.

Mountaineer quarterback Clint Trickett passed for 511 yards and four touchdowns, and West Virginia gave away a 22-point lead before Josh Lambert kicked a 47-yard field goal as time expired to give the Mountaineers a 40-37 victory over Maryland on Saturday.

West Virginia (2-1) let a 28-6 lead dwindle to 28-27 in the third quarter, then gave away a 10-point advantage in the fourth quarter before Trickett directed a 65-yard drive to set up Lambert's game-winning kick.

Trailing 37-27 heading into the fourth quarter, Maryland closed the gap on a 30-yard field goal by Brad Craddock and a 69-yard punt return for a score by Will Likely.

West Virginia was driving late in the fourth quarter and were setup for a 43-yard field goal attempt with 4:16 left to play, but nose tackle Darius Kilgo blocked the attempt to keep the game tied at 37-37.

Maryland went three-and-out on the ensuing drive, but Nate Renfro pinned the Mountaineers back to their own five-yard line with just 2:35 left to play.

From there WVU went on a 13-play, 65-yard drive that ended with Lambert's deciding field goal.

Trickett went 37-for-49, and his passing yardage was the second-most in West Virginia history behind a 656-yard performance by Geno Smith in 2012. The Mountaineers finished with a whopping 694 yards in offense compared to 447 for Maryland (2-1).

West Virginia's Kevin White had 13 catches for 216 yards and Mario Alford caught 11 passes for 131 yards and two scores.

Stefon Diggs led the Terrapins with 170 all-purpose yards on five catches for 127 yards and two kickoff returns for 43 yards.

Sean Davis led the defensive effort for the Terps with 13 total tackles, while Alex Twine, Cole Farrand and Andre Monroe each had nine.

Craddock was 3-for-3 on field goal attempts from 46, 41 and 30 yards, respectively.



Sophomore defensive back **William Likely** tied the score at 37 with a 69-yard punt return in the fourth quarter.

Maryland wraps up its non-conference schedul on Saturday, Sept. 20 when it plays at Syracuse. That game is set for a 12:30 p.m. start and will be broadcast on the ACC Network.

GAME STATS

WEST VIRGINIA	40					
MARYLAND	37					
Sept. 13, 2014 at Capital One Field at Byrd Stadium (48,154)						

SCORING	1	2	3	4	-	F
WEST VIRGINIA	14	14	9	3	-	40
MARYLAND	0	20	7	10	-	37

SCORING SUMMARY

First Quarter
 WVU - Rushel Shell 1 run (Lambert kick), 3:27
 WVU - Mario Alford 43 pass fr Clint Trickett (Lambert kick), 1:55
Second Quarter
 MD - FG Brad Craddock 46, 2:39
 WVU - Kevin White 44 pass fr Clint Trickett (Lambert kick), 0:36
 MD - FG Brad Craddock 41, 3:15
 WVU - Mario Alford 36 pass fr Clint Trickett (Lambert kick), 2:16
 MD - Stefon Diggs 77 pass fr C.J. Brown (Craddock kick), 0:11
 MD - Jacquille Veii 26 pass fr Caleb Rowe (Craddock kick), 0:44
Third Quarter
 MD - C.J. Brown 75 run (Craddock kick), 0:14
 WVU - Team safety
 WVU - Daikiel Shorts 11 pass fr Clint Trickett (Lambert kick), 2:31
Fourth Quarter
 MD - FG Brad Craddock 30, 1:45
 MD - William Likely 69 punt return (Craddock kick)
 WVU - FG Josh Lambert 47, 2:35

TEAM STATISTICS	WVU	MD
First Downs	33	16
Rushes-Yards	59-183	27-163
Comp-Att-Int	37-49-1	21-38-1
Passing Yards	511	284
Total Offense Plays-Yards	108-694	65-447
Fumble Returns-Yards	0-0	1-6
Punt Returns-Yards	4-37	1-69
Interception Returns-Yards	1-0	1-1
Punts-Average	3-41.7	8-41.9
Fumbles-Lost	3-3	0-0
Penalties-Yards	4-40	7-71
Third-Down Conversions	11-24	4-15
Fourth-Down Conversions	2-4	0-0
Red-Zone Scores-Chances	2-5	1-1
Sacks By-Yards Lost	2-10	3-18
Time of Possession	34:46	25:14

INDIVIDUAL STATISTICS

RUSHING - Maryland: C.J. Brown 18-161-1, Albert Reid 3-4, Jacquille Veii 1-3, Brandon Ross 4-0, Kenneth Goins 1(-5); WVU: Rushel Shell 27-98-1, Wendall Smallwood 10-28, Dreamius Smith 7-24, Andrew Buie 6-23, Dustin Garrison 2-12, Elijah Wellman 1-2, Clint Trickett 6(-4).

PASSING - Maryland: C.J. Brown 19-35-1-241-1, Caleb Rowe 2-3-0-43-1; WVU - Clint Trickett 37-49-1-511-4.

RECEIVING - Maryland: Stefon Diggs 5-127-1, Brandon Ross 5-50, Deon Long 4-39, Jacquille Veii 1-26-1, Albert Reid 3-22, Marcus Leak 2-20, Andrew Isaacs 1-0; WVU: Kevin White 13-216-1, Mario Alford 11-131-2, Wendall Smallwood 4-72, Daikiel Shorts 4-62-1, Dustin Garrison, 1-13, Cody Clay 1-10, Rushel Shell 3-7.

TACKLES - Maryland: Sean Davis 8-5-13, Alex Twine 8-1-9, Cole Farrand 7-2-9, Andre Monroe 4-5-9, William Likely 7-1-8, Anthony Nixon 3-5-8; WVU: Nick Kwiatkoski 10-2-12, Brandon Golson 4-2-6, Terrell Chestnut 3-3-6, Isaiah Bruce 5-0-5, Daryl Worley 4-0-4, Karl Joseph 3-1-4.

GAME 4 RECAP: SYRACUSE

BROWN, LIKELY PUSH TERPS PAST SYRACUSE

SYRACUSE, N.Y. - C.J. Brown threw for 280 yards and two touchdowns, cornerback William Likely returned an interception 88 yards for another score, and Maryland beat mistake-prone Syracuse 34-20 on Saturday.

Likely, who forced a fumble, had an interception, and returned a punt for a touchdown against West Virginia last week, intercepted a Terrel Hunt pass at the Maryland 12 and raced down the right sideline for a score with 3:37 to go in the first half, giving Maryland a commanding 31-13 lead.

Maryland (3-1), which entered the game averaging 37.7 points per game, the highest in school history, almost scored its average in the first half en route to its 18-point lead at intermission.

After the Orange (2-1) took a 3-0 lead on a 35-yard field goal by Ryan Norton, Maryland went to work. Brown, who was 16 of 26, connected with wide receiver Marcus Leak in the right corner for a 25-yard touchdown, culminating a five-play, 59-yard drive that took just 1:58.

On the Terps' next possession, Brown hit running back Brandon Ross on a short pass in the flat and Ross did the rest, running down the left sideline for a 90-yard score and 14-3 lead with 6:38 to go in the first quarter. The drive took all of 47 seconds.

Syracuse narrowed the score to 14-13 on a 49-yard field goal by freshman Cole Murphy on his first career attempt and an 8-yard run by Hunt on the first play of the second quarter. It was Hunt's fourth rushing touchdown in his last two games.

Hunt, who added another rushing touchdown with 48 seconds left in the game, gained 156 yards on the ground, becoming the first Syracuse quarterback to run for 100 yards since Donovan McNabb ran for 100 against Miami in 1997. Hunt was 14 of 28 for 219 yards passing.

Syracuse, which defeated Maryland 20-3 in College Park last season, was hurt by a lack of discipline, getting hit with eight penalties for 89 yards. A holding penalty negated a 13-yard touchdown run by Hunt with 1:53 remaining in the first half.

A 31-yard field goal by Brad Craddock extended Maryland's lead to 17-13 and then the Terps' special teams took over. Anthony Nixon blocked Riley Dixon's punt and Maryland capitalized, scoring in just four plays on Jacquille Vei's 4-yard run to make it 24-13.



Sophomore defensive back **William Likely** returned an interception 88 yards for a touchdown just before halftime.

Syracuse's special teams faltered, too. Norton missed a 25-yard field goal from the left hash mark at the end of the first half, prompting a chorus of boos from the hometown fans.

Stefon Diggs, who missed last year's game against Syracuse, led Maryland with six receptions for 56 yards. Leak had four receptions for 93 yards and a touchdown.

GAME STATS

MARYLAND	34					
SYRACUSE	20					
Sept. 20, 2014 at Carrier Dome (40, 511)						
SCORING	1	2	3	4	-	F
MARYLAND	14	17	0	3	-	34
SYRACUSE	6	7	0	7	-	20

SCORING SUMMARY

First Quarter

SU - FG Ryan Norton 35, 11:37
 MD - Marcus Leak 25 pass fr C.J. Brown (Craddock kick), 9:39
 MD - Brandon Ross 90 pass fr C.J. Brown (Craddock kick), 6:35
 SU - FG Cole Murphy 49, 3:48

Second Quarter

SU - Terrel Hunt 8 run (Norton kick), 14:56
 MD - FG Brad Craddock 31, 12:38
 MD - Jacquille Vei 4 run (Craddock kick), 6:13
 MD - William Likely 88 interception ret (Craddock kick), 3:37

Fourth Quarter

MD - FG Brad Craddock 44, 4:17
 SU - Terrel Hunt 1 run (Murphy kick), 0:48

TEAM STATISTICS

	MD	SU
First Downs	17	26
Rushes-Yards	32-89	51-370
Comp-Att-Int	16-26-0	14-28-1
Passing Yards	280	219
Total Offense Plays-Yards	58-369	79-589
Fumble Returns-Yards	0-0	0-0
Punt Returns-Yards	1-12	4-47
Interception Returns-Yards	1-88	0-0
Punts-Average	7-44.7	5-42.0
Fumbles-Lost	0-0	1-1
Penalties-Yards	8-75	8-69
Third-Down Conversions	4-13	4-14
Fourth-Down Conversions	0-0	0-1
Red-Zone Scores-Chances	2-2	3-5
Sacks By-Yards Lost	1-17	3-16
Time of Possession	27:46	32:14

INDIVIDUAL STATISTICS

RUSHING - Maryland: Jacquille Vei 8-42-1, C.J. Brown 14-25, Stefon Diggs 1-12, Brandon Ross 3-6, Wes Brown 2-6, Kenneth Goins 2-2, TEAM 2(-4); SU: Terrel Hunt 23-156-2, Prince Tyson-Gulley 14-138, Adonis Ameen-Moore 3-10, Devante McFarlane 1-4, Ervin Phillips 1(-6).

PASSING - Maryland: C.J. Brown 16-26-0-280-2; SU: Terrel Hunt 14-28-1-219-0.

RECEIVING - Maryland: Brandon Ross 2-97-1, Marcus Leak 4-93-1, Stefon Diggs 6-56, Deon Long 1-13, P.J. Gallo 1-11, Wes Brown 1-7, Andrew Isaacs 1-3; SU: Jarrod West 3-74, Brisly Estime 2-45, Ben Lewis 3-38, Ashton Brolyd 2-26, Prince Tyson-Gulley 2-25, Steve Ishmael 1-7, Jamal Curtis 1-4.

TACKLES - Maryland: William Likely 9-0-9, Sean Davis 8-1-9, L.A. Goree 7-2-9, Jalen Brooks 4-0-4, Alex Twine 4-0-4, Jermaine Carter 3-1-4, Alvin Hill 2-2-4; SU: Cameron Lynch 6-1-7, Darius Kelly 6-0-6, Julian Whigham 4-1-5, Ritchy Desir 3-2-5, Micah Robinson 2-2-4.

GAME 5 RECAP: INDIANA

TERPS ROUT INDIANA FOR FIRST B1G WIN

BLOOMINGTON, Ind. - Maryland's C.J. Brown ran for one touchdown and threw for another Saturday, and back-up Caleb Rowe threw two more TD passes in the second half to lead the Terrapins past Indiana 37-15.

The Terrapins (4-1, 1-0 Big Ten) have won two straight overall and five in a row on the road -- including their inaugural Big Ten game.

Indiana (2-2, 0-1) was chasing its second straight conference-opening win - something the Hoosiers haven't achieved since 1990-91.

Brown finished 10-of-15 for 163 yards but did not play in the second half after appearing to injure his left wrist. His 5-yard TD run broke a 3-3 tie and his 29-yard TD pass to Stefon Diggs gave the Terrapins a 17-6 lead midway through the second quarter.

Rowe sealed it with a 36-yard TD pass to Brandon Ross midway through the third quarter. It wasn't just the quarterbacks who came up big for the Terrapins.

The defense played its best game of the season, too, despite being without three starters.

Maryland, a founding member of the ACC, limited the nation's leading rusher Tevin Coleman to 22 carries for 122 yards, more than 75 yards below his average, and nearly kept the usually high-scoring Hoosiers out of the end zone. The secondary didn't let Indiana's receivers get free, and Nate Sudfeld struggled, going just 14-of-37 for 126 yards with one interception a week after leading the Hoosiers past then-No. 18 Missouri.

Even Brown's absence couldn't derail Maryland's party. It opened the game with a 48-yard field goal from Brad Craddock, and after Indiana's Griffin Oakes tied the score with his first college field goal, Brown went back to work -- scoring on the short run and throwing the TD pass to make it 17-6.

The Terrapins settled for a 30-yard field goal after Brown's injury, and Oakes closed the half by breaking the Hoosiers' school record with a 58-yard field goal to make it 20-9.

Rowe sealed the win with a 36-yard TD pass to Brandon Ross in the third quarter and a 30-yard TD pass to Juwann Winfree early in the fourth.

Indiana finally scored on Coleman's 4-yard TD run, extending his streak of consecutive games with a touchdown to 13 and breaking Anthony Thompson's



Junior wide receiver **Stefon Diggs** put Maryland up 17-6 in the second quarter with a 29-yard touchdown reception.

school record (12) set in 1988-89.

Diggs had six catches for 112 yards, and Deon Long had 10 catches for 108 yards for Maryland.

GAME STATS

MARYLAND							37
INDIANA							15
Sept. 27, 2014 at Memorial Stadium (44,313)							
SCORING	1	2	3	4	-	F	
MARYLAND	3	17	7	10	-		37
INDIANA	3	6	0	6	-		15

SCORING SUMMARY

First Quarter
 MD - FG Brad Craddock 48, 12:12
 IU - FG Griffin Oakes 38, 3:00
Second Quarter
 MD - C.J. Brown 5 run (Craddock kick), 12:01
 IU - FG Griffin Oakes 48, 9:49
 MD - Stefon Diggs 29 pass fr C.J. Brown (Craddock kick), 8:50
 MD - FG Brad Craddock 30, 2:09
 IU - FG Griffin Oakes 58, 0:00
Third Quarter
 MD - Brandon Ross 36 pass fr Caleb Rowe (Craddock kick), 8:00
Fourth Quarter
 MD - Juwann Winfree 30 pass fr Caleb Rowe (Craddock kick), 13:03
 IU - Tevn Coleman 4 run (Toth rush failed), 9:29
 MD - FG Brad Craddock 48, 5:56

TEAM STATISTICS

	MD	IU
First Downs	23	22
Rushes-Yards	36-123	47-206
Comp-Att-Int	22-33-0	14-37-1
Passing Yards	361	126
Total Offense Plays-Yards	69-484	84-332
Fumble Returns-Yards	0-0	0-0
Punt Returns-Yards	2-11	1-(-1)
Interception Returns-Yards	1-0	0-0
Punts-Average	4-39.8	4-45.5
Fumbles-Lost	0-0	0-0
Penalties-Yards	8-83	9-55
Third-Down Conversions	5-14	9-19
Fourth-Down Conversions	2-2	0-1
Red-Zone Scores-Chances	2-2	2-2
Sacks By-Yards Lost	3-25	2-13
Time of Possession	31:39	28:21

INDIVIDUAL STATISTICS

RUSHING - Maryland: Brandon Ross 6-61, Wes Brown 15-34, C.J. Brown 7-22, Deon Long 1-9, Kenneth Goins 2-6, Jacquille Veii 1-2, Caleb Rowe 4-(-11); IU: Tevin Coleman 22-122, D'Angelo Roberts 14-43, Nate Sudfeld 8-20, Myles Graham 1-13, Chris Covington 2-8.

PASSING - Maryland: Caleb Rowe 12-18-0-198-2, C.J. Brown 10-15-0-163-1. IU: Nate Sudfeld 14-37-1-126.

RECEIVING - Maryland: Stefon Diggs 6-112-1, Deon Long 10-108, Wes Brown 2-50, Brandon Ross 1-36-1, Juwann Winfree 1-30-1, Kenneth Goins 1-16, Marcus Leak 1-9; IU: Nick Stoner 4-40, Simmie Cobbs 1-29, Shane Wynn 3-28, Anthony Cosaro 1-12, J-Shun Harris II 1-9, D'Angelo Roberts 1-6, Dominique Booth 1-4, Tevin Coleman 2-(-2).

TACKLES - Maryland: Cole Farrand 11-8-19, L.A. Goree 6-3-9, Andre Monroe 4-2-6, William Likely 5-0-5, Anthony Nixon 4-1-5; IU: Tim Bennett 7-0-7, Antonio Allen 5-1-6, Nate Hoff 4-0-4, Bobby Richardson 3-1-4, Chase Dutra 3-1-4, Darius Latham 3-1-4.

GAME 6 RECAP: OHIO STATE

NO. 20 BUCKEYES TAKE DOWN TERPS

COLLEGE PARK, Md. - Caleb Rowe passed for 173 yards and one score, but No. 20 Ohio State ran past the Maryland football team, 52-24, at Capital One Field at Byrd Stadium Saturday afternoon in front of a sold out crowd of 51,802.

Despite the rowdy sold-out crowd, the Terps were unable to contain Buckeye quarterback J.T. Barrett, who completed 19-of-23 passes for 267 yards and four touchdowns.

Junior Brad Craddock got the Terps on the board with a school record 57-yard field goal with 5:00 remaining in the first quarter to cut the Buckeye lead to 14-3. Craddock's boot broke the previous record of 54 yards held by Nick Novak and Steve Meyer-Miles.

A Wes Brown 2-yard touchdown stopped a 10-point Ohio State run to make the margin 24-10 with 6:25 left in the second quarter.

The Terps defense forced the Buckeye offense off the field late in the half, but a C.J. Brown interception on the ensuing Maryland possession led to another Barrett TD toss to make the halftime score 31-10.

After an Ohio State touchdown to open the half, Brandon Ross cut the deficit to 38-17 with a two yard TD run. Ross led the Terps on the ground with eight carries for 38 yards.

Stefon Diggs made his mark in the fourth quarter, snagging a four-yard pass from Rowe. The junior had seven catches for 52 yards to lead Maryland.

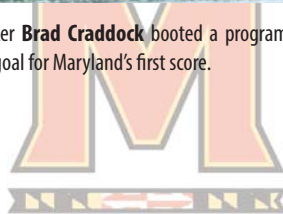
Cole Farrand led the defense with 17 total tackles. Andre Monroe chipped in with two sacks and five total tackles.

The Terps have a bye week before returning at home against Iowa. Kickoff is set for noon.

"The bye comes at a really good time for us," said Maryland head coach Randy Edsall. "We have some guys who are banged up, but we really appreciate being in the Big Ten and there is a lot on these kids to be able to go through what they have gone through so far in these first six games. With last week's game in Indiana and this week's game at home, we are really looking forward to heading into the bye. We are looking forward to taking a deep breath, getting healthy and evaluating ourselves after these six games. We have a chance to analyze ourselves even more."



Junior kicker **Brad Craddock** booted a program record 57-yard field goal for Maryland's first score.



GAME STATS

#20 OHIO STATE							52
MARYLAND							24
Oct. 4, 2014 at Capital One Field at Byrd Stadium (51,802)							
SCORING	1	2	3	4	-	F	
OHIO STATE	14	17	7	14	-		52
MARYLAND	3	7	7	7	-		24

SCORING SUMMARY

First Quarter
 OSU - Rod Smith 1 run (Nuernberger kick), 11:59
 OSU - Jalin Marshall 9 pass fr J.T. Barrett (Nuernberger kick), 6:33
 MD - FG Brad Craddock 57, 5:00
Second Quarter
 OSU - Michael Thomas 25 pass fr J.T. Barrett (Nuernberger kick), 12:09
 OSU - FG Nuernberger 28, 8:59
 MD - Wes Brown 2 run (Craddock kick), 2:34
 OSU - Nick Vannett 1 pass fr J.T. Barrett (Nuernberger kick), 0:57
Third Quarter
 OSU - Devin Smith 30 pass fr J.T. Barrett (Nuernberger kick), 6:30
 MD - Brandon Ross 2 run (Craddock kick), 4:06
Fourth Quarter
 OSU - J.T. Barrett 9 run (Nuernberger kick), 14:54
 MD - Stefon Diggs 4 pass fr Caleb Rowe (Craddock kick), 13:32
 OSU - Raekwon McMillan 19 interception ret (Nuernberger kick), 8:58

TEAM STATISTICS

	OSU	MD
First Downs	26	17
Rushes-Yards	53-269	24-66
Comp-Att-Int	19-24-0	24-40-4
Passing Yards	264	244
Total Offense Plays-Yards	77-533	64-310
Fumble Returns-Yards	0-0	0-0
Punt Returns-Yards	3-42	0-0
Interception Returns-Yards	4-52	0-0
Punts-Average	2-51.0	6-36.2
Fumbles-Lost	2-0	0-0
Penalties-Yards	7-66	2-23
Third-Down Conversions	8-14	5-13
Fourth-Down Conversions	0-2	1-1
Red-Zone Scores-Chances	5-7	3-3
Sacks By-Yards Lost	3-17	4-28
Time of Possession	36:36	23:24

INDIVIDUAL STATISTICS

RUSHING - MD: Brandon Ross 8-38, Jacquille Veii 1-11, Caleb Rowe 4-9, Wes Brown 2-8, Kenneth Goins 1-3, C.J. Brown 8-(-3); OSU: Ezekiel Elliott 24-139, J.T. Barrett 16-71-1, Cardale Jones 6-50, Rod Smith 5-9, Bri'onte Dunn 1-1, TEAM 1-(-1).

PASSING - MD: Caleb Rowe 13-22-3-173-1, C.J. Brown 11-18-1-71-0; OSU: J.T. Barrett 18-23-0-267-4, Cardale Jones 1-1-0-(-3)-0.

RECEIVING - MD: Jacquille Veii 4-78, Deon Long 6-57, Stefon Diggs 7-52-1, Marcus Leak 4-42, Wes Brown 3-15; OSU: Michael Thomas 4-75-1, Corey Smith 4-44, Dontre Wilson 3-42, Devin Smith 2-35-1, Jeff Heuerman 1-28, Nick Vannett 2-17-1, Jalin Marshall 1-9-1, Evan Spencer 1-8, Ezekiel Elliott 1-6.

TACKLES - MD: Cole Farrand 5-12-17, Sean Davis 7-7-14, L.A. Goree 6-8-14, William Likely 6-4-10, Keith Bowers 1-6-7; OSU: Joshua Perry 4-2-6, Vonn Bell 2-4-6, Doran Grant 4-1-5, Joey Bosa 3-2-5, Curtis Grant 2-3-5.